
































Hose overview chart

A

	Hose Size	Hose Reinforcement	Working Pressure (psi)												Standard Temp. Range °F	SAE	ISO	EN	Page		
			-4	-5	-6	-8	-10	-12	-16	-20	-24	-32	-40	-48							
Constant Working Pressure	451TC/ST		3000		3000	3000	3000	3000	3000	3000							-40/+212	100R17			A-10
	451TC Twin Tough				3000	3000											-40/+212	100R17	11237-1		A-11
	711										3000	3000					-40/+212				A-12
	351TC/ST		4000		4000	4000	4000	4000									-40/+212	100R19			A-13
	722TC				4000	4000	4000	4000	4000	3000	2500	2500					-40/+257	100R12 J1942	3862-1 Type R12	Type R12	A-14
	772TC/ST				4000	4000	4000	4000	4000	3000	2500	2500					-40/+257	100R12	3862-1-R12	856-R12	A-15
	721/721TC				4000	4000	4000	4000	4000	3000	2500	2500					-40/+257	100R12	3862-1-R12	856-R12	A-16
	721ST				4000	4000	4000	4000	3000								-40/+257	100R12	3862-1-R12	856-R12	A-17
	787TC				5000	5000	5000	5000	5000								-40/+257	100R13	18752-DC		A-18
	781						5000	5000	5000	5000											A-20
	P35										5000						-40/+257	100R13	3862-1-R13	856-R13	A-20
	782TC/ST								5000	5000	5000	5000					-40/+257	100R13	3862-1-R13	856-R13	A-21
	797TC					6000	6000	6000	6000	6000							-40/+257	100R15	18752-DC		A-22
	791TC						6000	6000	6000	6000							-40/+257	100R15	3862-1-R15		A-24
	792TC/ST						6000	6000									-40/+257	100R15	3862-1-R15		A-24
761						8000	8000									-40/+257				A-25	
Hydraulic - Industry Standard	JK		10500		10000												-40/+120				A-25
	422		3250	3125	2600	2325	1875	1525	1275	900	725	575					-40/+212	100R1AT	1436-1-1SN		A-26
	482TC/ST		3250	3250	3000	2500	2000	1750	1275								-40/+212	100R1AT	1436-1-1SN	853-1SN	A-27
	426		2750		2250	2000	1500	1250	1000	625	500	375					-50/+302	100R1AT			A-28
	302		5800	5000	4750	4000	3600	3100	2400	1800	1300	1150					-40/+212	100R2	1436-1-2SN		A-29
	431		5000	4250	4000	3500	2750	2250	2000								-40/+257				A-30
	436				4000	3500	2750	2250	2000								-55/+302				A-31
	471TC/ST		5800		5000	4250	3625	3125	2500								-40/+212		11237-1-2SC	857-2SC	A-32
	471TC Twin Tough				5000	4250											-40/+212		11237-1-2SC	857	A-33
	472TC									2250	1800	1300					-40/+212				A-33
AX		3000		3000	2500	1500	1250	1000								-40/+212				A-34	

Hose overview chart

	Hose Size	Hose Reinforcement	-4	-5	-6	-8	-10	-12	-16	-20	-24	-32	-40	-48	Standard Temp. Range °F	SAE	ISO	EN	Page
Hydraulic	BXX		5000		4000	3500	2750	2250	2000						-40/+212	100R2			A-34
	701				6500	6000	5000								-40/+212		3862-1-4SP	856-4SP	A-35
	731							6000	5500	4700	4200	3600			-40/+212		3862-1-4SH	856-4SH	A-35
Suction and Return Line	811/811HT with HC							100	70	50	50	50	62		-40/+212	100R4			A-36
	811/811HT with 81							300	250	200	150	100	62		-40/+212	100R4			A-37
	881 with HC							100	70	50	50	50	62		-40/+257	100R4			A-37
	881 with 43/81/DB							300	250	200	150	100	62		-40/+257	100R4			A-37
Push-Lok	801		350		350	300	300	300	200						-40/+212				A-38
	836		400		400	400	350	300							-55/+302				A-40
	804		150		150	150	150	150							-40/+176				A-40
	821FR		350		300	300		250							-40/+212				A-41
	821		350		300	300	250	250							-40/+212				A-41
Phosphate Ester	304		5000		4000	3500	2750	2250	2000	1625	1250	1125			-40/+176				A-43
	774							4000	4000	3000	2500	2500			-40/+176				A-43
	424								1000	625	500	375			-40/+176	100R1AT			A-42
	F42					6000		6000	6000	6000					-40/+176				A-43
Low-Temp	301LT		5000		4000	3500	2750	2250	2000						-67/+212	100R2			A-44
	772LT				4000	4000	4000	4000	4000	3000	2500	2500			-70/+212	100R12	3862-1-R12	856-R12	A-45
	792LT								6000	6000	6000				-70/+212				A-45
Transportation	293		500		500	500	450	450	450						-58/+302	J1402 AI			A-46
	213		2000	1500	1500	1250	1000	750	400	300	300	200	175		-50/+302	J1402 AI			A-47
	266		2000	1500	1500	1250	1250	750	400	300	250				-55/+302	J1402 AII			A-47
	201		3000	3000	2250	2000	1750	1500	800	625	500	350	350	200	-40/+302	100R5/ J1402 All			A-48
	206		3000	3000	2250	2000	1750	1500	800	625	500	350	350		-55/+302	100R5/ J1402 All			A-48
	611HT		400		400	400	350	300							-55/+302	J517 Type R6		854	A-49
	271				225	225									-50/+212	J1402 A			A-50
Alternative/Marine	SS23CG				425	425	425	425							-40/+250				A-51
	SS25UL		350	350	350	350	350	350							-40/+250				A-52
	221FR			500	500	500	500	500	500						-4/+212	J1527 R3/J1942	7840		A-53
Refrigerant	285		500		500	500	500	500							-22/+257	J2064 Type C			A-54
	244								500	500	350				-22/+257	J2064 Type B Class 1			A-55

A