

KarryKut

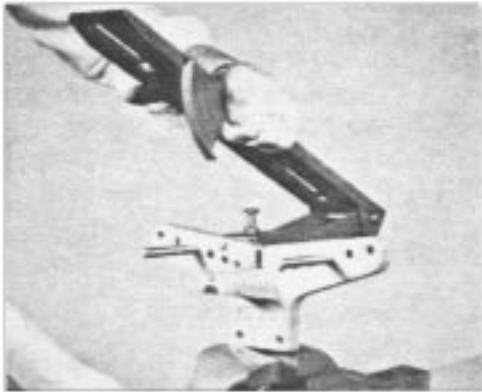
portable power saw for cutting industrial hose

INSTRUCTIONS

Part No.


Karrykut, complete with clamp and blade631075
Universal clamp attachment631076
8-inch blade (5/8 arbor size)580661
Replacement Power Saw (Less clamp and blade)631140

1.




Mount Karrykut base assembly in a bench vise. (May also be bolted to a bench if desired.)

2.




Attach knife edge blade No. 580661 to saw arbor and tighten securely. Hold blade with one hand and tighten screw.

3.



Set saw for 90 degrees and maximum depth of cut.

4.




Retract swing guard and place saw on mounting surface with the blade directly over base casting slot.

5.



Slide saw forward until blade is about 1/2 inch from the fixed guard of Karrykut base.

6.




Lightly tighten mounting clamps.



Adjust side clearance of blade to 1/16 inch from fixed guard and 1/8 inch from base.




Securely tighten mounting clamps.



The fourth mounting clamp may or may not be used depending on type of saw.



Adjust the travel stop so the blade enters the slot in the base castings as far as possible without touching the bottom. Tighten locknut.



Place the stop pins in a pair of holes in the base casting. Select the holes by bending a piece of hose to be cut as far as possible without kinking over the base casting. Note which pair of holes will hold it in this position. Holes must be matched on both sides.

The pins are held by means of a taper fit and may be driven in or out by lightly tapping with a hammer.



IMPORTANT! Do not try to cut too fast at first.

Cutting efficiency is in direct proportion to the speed of the blade. This is why it must be permitted to slow down. After the hose is cut half way through it separates itself readily and considerable cutting pressure may be used. However, during the first portion of the cut it does not separate enough to eliminate a drag on the side of the blade. Too much pressure quickly slows down the blade.



Parker Hannifin Corporation
Hose Products Division
30240 Lakeland Boulevard
Wickliffe, OH 44092