



Pressure Transducers and Temperature Sensors

INSTALLATION AND SERVICING INSTRUCTIONS
SD-245 / 22019



Pressure Transducers and Temperature Sensors are used in conjunction with Sporlan's S3C, Kelvin II, and PSK families of controls or other controllers to control Electric Expansion Valves, Electric Discharge Bypass Valves, Electric Evaporator Pressure Regulating Valves, relays and more.

PRESSURE TRANSDUCERS



Pressure Range Listed on Label

1/4" SAE Flare Installation
Torque: 6-8 ft.lbs.

PRESSURE TRANSDUCER VOLTAGE						
Pressure psig	DC VOLTAGE (white & green leads)					
	953291 0-150 psia Multi-Color Label	952572 0-150 psig Green Label	952574 0-300 psig Silver Label	952576 0-500 psig Yellow Label	952579 0-652 psig Pink Label	
0	0.9	0.5	0.5	0.5	0.5	
25	1.6	1.2	0.8	0.7	0.7	
50	2.2	1.8	1.2	0.9	0.8	
75	2.9	2.5	1.5	1.1	1.0	
100	3.6	3.2	1.8	1.3	1.1	
125	4.3	3.8	2.2	1.5	1.3	
150	—	4.5	2.5	1.7	1.4	
175	—	—	2.8	1.9	1.6	
200	—	—	3.2	2.1	1.7	
225	—	—	3.5	2.3	1.9	
250	—	—	3.8	2.5	2.0	
275	—	—	4.2	2.7	2.2	
300	—	—	4.5	2.9	2.3	
325	—	—	—	3.1	2.5	
350	—	—	—	3.3	2.6	
375	—	—	—	3.5	2.8	
400	—	—	—	3.7	3.0	
425	—	—	—	3.9	3.1	
450	—	—	—	4.1	3.3	
475	—	—	—	4.3	3.4	
500	—	—	—	4.5	3.6	
525	—	—	—	—	3.7	
550	—	—	—	—	3.9	
575	—	—	—	—	4.0	
600	—	—	—	—	4.2	
625	—	—	—	—	4.3	
650	—	—	—	—	4.5	

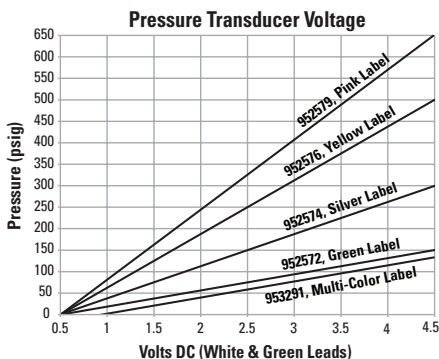
PRESSURE TRANSDUCER			
Pressure Range	Material, Label Color	Item No.	Description
0 - 150 psia	Brass, Multi-Color	953291	PSPT0150AVSP-B
0 - 150 psig	Stainless Steel, Green	952572	PSPT0150SVSP-S
0 - 300 psig	Stainless Steel, Silver	952574	PSPT0300SVSP-S
0 - 500 psig	Stainless Steel, Yellow	952576	PSPT0500SVSP-S
0 - 652 psig	Stainless Steel, Pink	952579	PSPT0652SVSP-S

PRESSURE TRANSDUCER CABLES		
Cable Length ¹	Item No.	Description
2 m	953192	PSPT000000CP20
5 m	953100	PSPT000000CP50








Controller Terminal	Old Pigtail Leads	New Hermetic Cable ²
1+ or 2+	Red	Black
1- or 2-	Black	Green
1S or 2S	Green	White

¹ If the application requires a longer cable, Sporlan recommends extending leads with a maximum of 400 ft (18 awg) wire using Scotchlok™ UR connectors. The signal accuracy should be verified with any extension and an offset be added to the control when necessary.

² The cable color code differs from the previous model cable, but can still be used in its place.



TEMPERATURE SENSORS

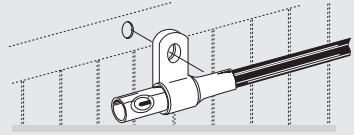
Resistance Rating at 25°C	Sensor Type	Cable Length ¹	Item No.	Illustration
2K	Air	10' (3.0 m)	952669	
	Well	12' (3.7 m)	952795	 Single Shielded Black Cable
	Surface	12' (3.7 m)	952662	 Single Shielded Black Cable
3K	Surface	6.6' (2.0 m)	952551	
		20' (6.1 m)	952571	
98.6K	Surface (High Temp)	15' (4.6 m)	952565	
10K	Surface (Recommended)	20' (6.1 m)	230072 (Orange)	
			230076 (Blue)	
			230078 (Red)	
	Air (Recommended)	20' (6.1 m)	230073 (Green)	
			230075 (Yellow)	
	NTC Temperature Probes for PSK		5' (1.5 m)	952899
PSTPN615F200		10' (3.0 m)	952898	

¹ If the application requires a longer cable, Sporlan recommends a maximum extension of 400 ft (18 awg) wire using Scotchllok™ UR connectors. The signal accuracy should be verified with any extension and an offset be added to the control when necessary.

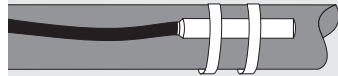
TEMPERATURE SENSOR TEMPERATURE VS. RESISTANCE

TEMPERATURE		Resistance (kohms)			
		Resistance Rating			
°F	°C	2K	3K	10K	98.6K
-40	-40	32.3	100	NA	NA
-20	-29.9	18.5	49.5	168.6	NA
0	-17.8	11.1	25.6	86.5	NA
20	-6.7	6.7	13.9	46.7	NA
32	0	5.1	9.8	32.9	327.5
40	4.4	4.3	7.8	26.3	261.1
60	15.6	2.8	4.6	15.4	152.1
80	26.7	1.9	2.8	9.3	91.6
100	37.8	1.3	1.7	5.8	56.9
120	48.9	0.91	1.1	3.7	36.4
140	60	0.66	0.35	2.5	23.8
160	71.1	0.48	0.25	1.7	16
212	100	NA	NA	0.7	6.3
300	148.9	NA	NA	NA	1.7

AIR SENSOR

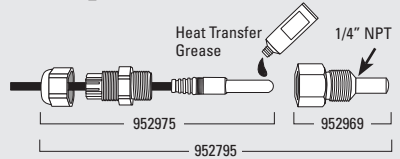


SURFACE SENSOR



WELL SENSOR

(Used on line $\geq 7/8$ " dia.)



⚠ WARNING – USER RESPONSIBILITY

Failure or improper selection or improper use of the products described herein or related items can cause death, personal injury and property damage.

This document and other information from Parker Hannifin Corporation, its subsidiaries and authorized distributors provide product or system options for further investigation by users having technical expertise.

The user, through its own analysis and testing, is solely responsible for making the final selection of the system and components and assuring that all performance, endurance, maintenance, safety and warning requirements of the application are met. The user must analyze all aspects of the application, follow applicable industry standards, and follow the information concerning the product in the current product catalog and in any other materials provided from Parker or its subsidiaries or authorized distributors.

To the extent that Parker or its subsidiaries or authorized distributors provide component or system options based upon data or specifications provided by the user, the user is responsible for determining that such data and specifications are suitable and sufficient for all applications and reasonably foreseeable uses of the components or systems.



Parker Hannifin Corporation

Sporlan Division

206 Lange Drive • Washington, MO 63090 USA

phone 636 239 1111 • fax 636 239 9130

www.sporlan.com