

C-3000

Fulflo® B Filter Vessels

Fulflo® “B” Series Filters Are Suitable for a Wide Range of Industrial Applications

Carbon Steel “B” Vessels feature single center bolt for quick cartridge changing and in-line connections for easy installation.

Duplex vessels permit independent or parallel shell operation. In addition, they offer the advantage of continuous service because one can be serviced while the other is operating. Manifold vessels work simultaneously in parallel shells to provide higher flow rates with less pressure drop than single-shell models.

Air and gas single-shell vessels feature in-line pipe connections for easy installation and aluminum baffel sleeve deflectors for two-stage moisture removal.



Benefits

- Single center bolt for quick cartridge change
- In-line pipe connection for easy installation
- Optional integrally cast brackets for easy mounting
- Drains and vents standard on all models
- Standard Buna-N closure gasket material with optional Viton,* Neoprene and fluoropolymer gaskets available
- Spring-loaded bottom seats for positive cartridge sealing
- Duplex vessels for continuous service
- Manifold unit for increased flow
- B-Series filter vessels take standard DOE cartridges

Applications

- Petrochemicals
- Coolants
- Hydraulic Oils
- Process Water
- Solvents
- Potable Liquids
- Compressed Air



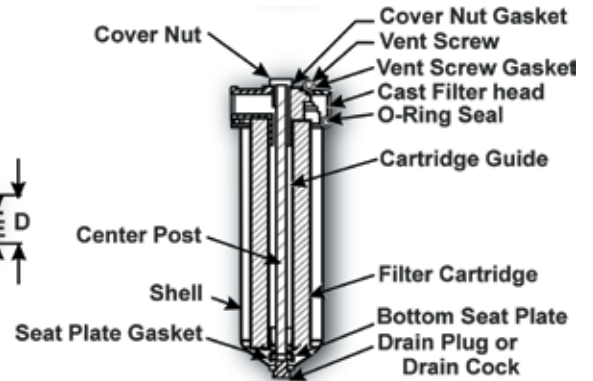
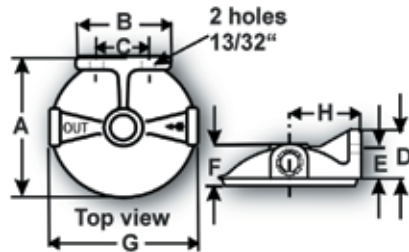
ENGINEERING **YOUR** SUCCESS.

Fulflo® B Filter Vessels

Bracketed Head Dimensions (in)

	NPT 1/4 (in)	NPT 3/4 (in)
A	4.22	4.22
B	2.75	3.31
C	1.50	2.19
D	1.50	1.88
E	1.0	1.38
F	1.25	1.66
G	4.19	4.31
H	2.13	2.13

Note: Flow factors are the same for all ratings.
Center core ID and length are primary flow restrictions.



Duplex (BDX1) and Manifold (BMCX2) Design Specifications

Model	Typical Aqueous Flow* (gpm)	(Number) & Length of Cartridges (in)	Pipe Size (NPT) (in)	Maximum Operating Pressure (psi @ 200°F)	Overall Height (in)	Shipping Weight (lbs)
BDX1-10-1/2 DS	5/10	(2) 10	1/2	150 psi (10.3 bar)***	13.75	16
BMCX2-10-1 SD**	10	(2) 10	1	150 psi (10.3 bar)***	13.63	14

* Actual flow rate is dependent on fluid viscosity, micron rating, contaminant and media type. Consult nomographs or flow curves for each application.

** Two shells in parallel. No bracket required.

*** Maximum available working pressure is 100 psi (6.9 bar) at 250°F (121°C).

Design Specifications

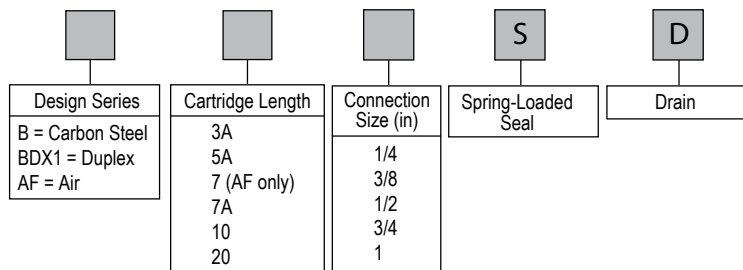
Model	Rated Capacity*	(Number) & Length of Wound Depth Cartridges (in)	Operating Pressure (psi @ 200°F)	Overall Height (in)	Outside Diameter (in)	Face-to-Face Dim. (in)	Pipe Size (NPT) (in)	Shipping Weight (lbs)
AIR AND OTHER GASES								
B3A-(1/4 OR 3/8) SC	65 scfm	(1) 3	125 psi (8.6 bar)	7.0	3.63	4.19	.25-.38	3.0
B5A-(1/2 or 3/4) SD	110 scfm	(1) 5	125 psi (8.6 bar)	9.25	3.63	4.31	.5-.75	3.75
B7A-1/2 OR 3/4) SD	150 scfm	(1) 7	125 psi (8.6 bar)	11.38	3.63	4.5	.75-1	5.25
AF7-3/4SD	180 scfm	(1) 7	150 psi (10.3 bar)†	11.38	3.63	4.31	.75	4.25
LIQUIDS								
B10-3/4 SD	5 gpm	(1) 10	150 psi (10.3 bar)‡	12.88	3.63	4.31	.75	6.0
B20-3/4 SD	10 gpm	(1) 20	150 psi (10.3 bar)‡	23.0	3.63	4.31	.75	9.25
B10-1 SD	5 gpm	(1) 10	150 psi (10.3 bar)‡	13.25	3.63	4.5	1.0	6.0
B20-1 SD	10 gpm	(1) 20	150 psi (10.3 bar)‡	23.25	3.63	4.5	1.0	9.25

* Maximum flow rate for gases based on air at 70°F (21°C) and maximum operating pressure with initial pressure loss of 3 psig (.2 bar) with a 5µm viscose wound depth filter cartridge.

† Maximum allowable working pressure is 250 psi (17.2 bar) at 100°F (38°C).

‡ Maximum allowable working pressure is 100 psi (6.9 bar) at 250°F (121°C).

Ordering Information



Note: B3A, B5A, and B7A vessels supplied with 10µm Fulflo wound cotton cartridge. Specifications are subject to change without notification.

*Viton is a registered trademark of E.I. DuPont de Nemours & Co., Inc.

© 2007 Parker Hannafin
Process Advanced Filtration Inc.
All Rights Reserved
SPEC-C3000-Rev. A 01/08



ENGINEERING YOUR SUCCESS.