


# Offshore Desalinators SW Series


SW-24, SW-32, SW-40  
(91, 120, 151 m<sup>3</sup>/day)



## For Offshore Rigs and Work-Camps Applications

The SW Series RO desalination systems are designed for rugged use in harsh environments that demand large quantity of potable water duty. Typical installations are offshore rigs, work camps, oceanfront resorts, or cruise ships.

Each SW unit comprises a single skid installation with two complete, independent RO systems. The two trains can run simultaneously or can be operated on a duty/stand-by basis.



SW-32

## Contact Information:

Parker Hannifin Corporation  
**Water Purification**  
2630 E. El Presidio Street  
Carson, CA 90810

**phone 310 608 5600**

**fax 310 608 5692**

**[www.parker.com/waterpurification](http://www.parker.com/waterpurification)**

### **Sales & Customer Support:**

[bwf.car.support@support.parker.com](mailto:bwf.car.support@support.parker.com)

### **Technical Support:**

[bwf.car.technical@support.parker.com](mailto:bwf.car.technical@support.parker.com)



Aqua Pro® Pump-5P50

## Key Feature:

At the core of each SW series watermaker is the Aqua Pro® 5 plunger high pressure pump:

- Titanium head for maximum corrosion resistance.
- Five plunger design allows lower rpm, lower noise and less vibration.
- Ceramic plungers and nylon valves will not corrode.



ENGINEERING YOUR SUCCESS.

## Standard Features:

- Single drop skid with two complete watermaker trains including media filter with back wash and rinse
- Fiberglass pre-filtration housings deliver 200 sq.ft. of filtering area per train
- Nickel-aluminum-bronze low pressure pumps drive seawater through the filtration system
- All 316 stainless steel high pressure piping, with titanium fittings where appropriate. Low pressure piping is PVC80 or, optionally, GRE for extra strength
- Full instrumentation including liquid-filled pressure gauges, acrylic flowmeters, digital conductivity meter and hour-meter
- Valving to allow simple start-up pressure control, flushing, or clean in place recirculation for membrane cleaning
- Automatic diversion valves direct product water to discharge if water quality drops below acceptable standards

## Specifications

Model	Part Number	Product Flow*		Power at 440/3/60	Skid Size	Operating Weight
	GPD				m³/day	
SW 24	90-8558	24000	91	60 Amps	142" long	6950 lbs
SW 32	90-8556	32000	120	60 Amps	72" deep	7300 lbs
SW 40	90-8608	40000	151	170 Amps	78" high	7500 lbs

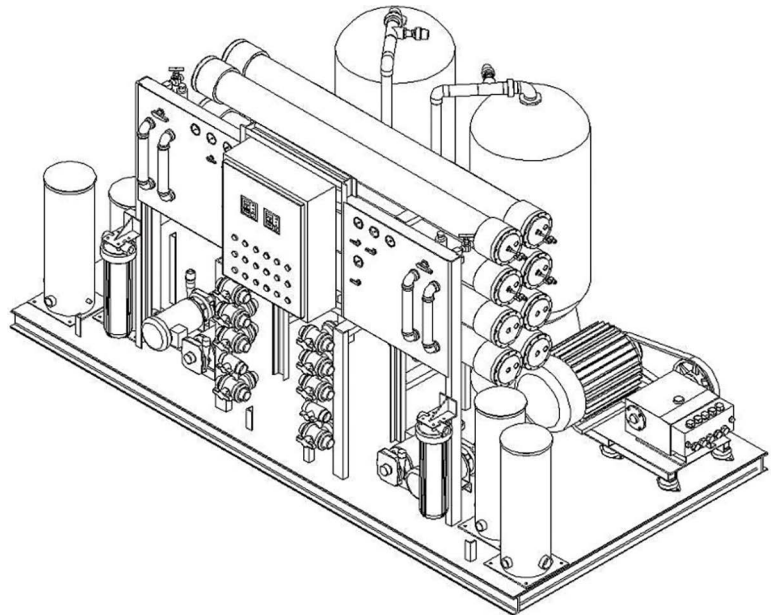
\*Product flow based on median seawater conditions, both trains running.



SW Series (back side view)



SW Series (right side view)



To maintain peak performance, always use genuine Parker Sea Recovery replacement parts. We reserve the right to change our specifications or standards without notice. AquaPro® is a registered trademark of Parker Hannifin Corporation.

**WARNING:** This product can expose you to chemicals including Di(2-ethylhexyl) phthalate (DEHP), which is known to the state of California to cause cancer and birth defects or other reproductive harm. For more information go to [www.P65Warnings.ca.gov](http://www.P65Warnings.ca.gov).

