

Diesel Spin-On - 140 Series

FUEL

Specifications:

Height: 5.91" (15.01 cm)
Width: 3.16" (8.03 cm)
Depth: 3.31" (8.4 cm)
Weight (Dry): 0.88 lbs (0.4 kg)
Fuel Flow Rate: 15 gph (57 lph)
Ports: 1/4-18 NPTF
Service Clearance: 2.0" (5.1 cm)

Create a Part Number

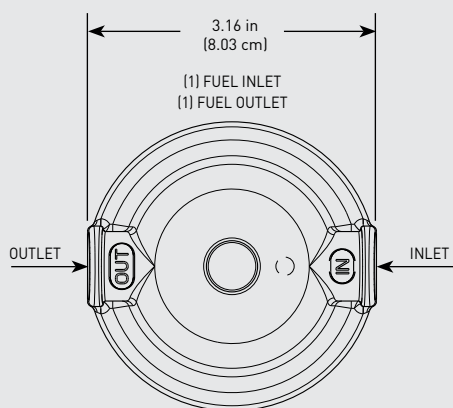
Mounting Head

2 Port - Hard Pipe
15 gph (57 lph)
10 micron filtration

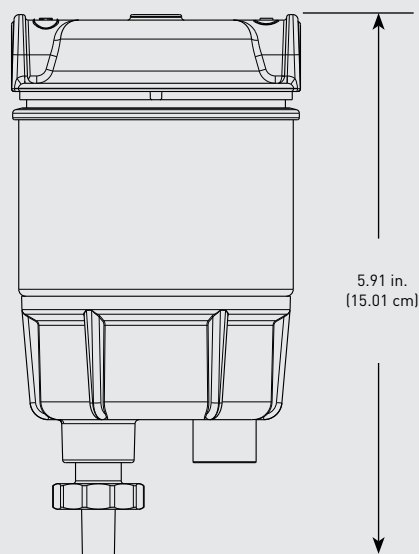
140R

RACOR®


Dimensions:



140R Top



140R Front



140R Profile

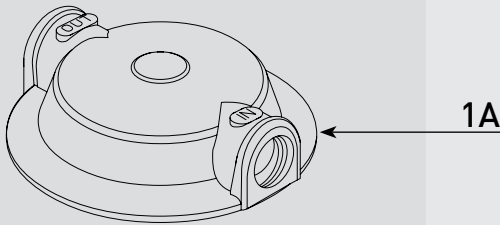
ASSEMBLIES	DESCRIPTION
140R	FF/WS, 15 gph Flow Rate, 10 Micron Filtration



PARTS

Diesel Spin-On - 140 Series

1



1A

Part #	Description
1A	140 Series Head Assembly

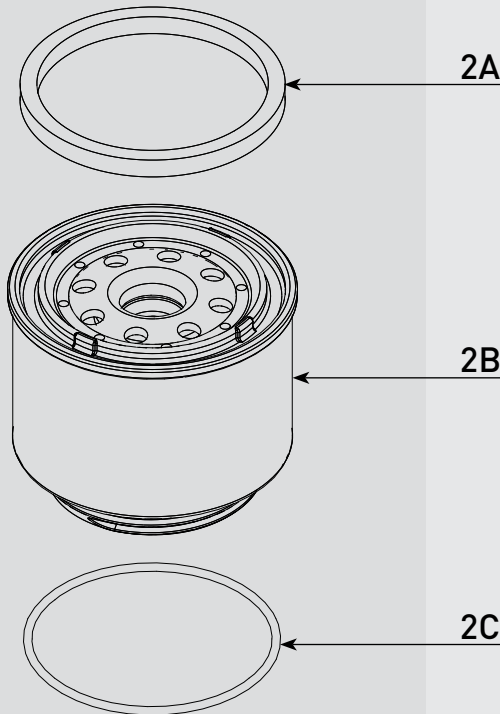
2A		Square Cut Gasket - <i>Included in 2B</i>
2B	R12S	140 Replacement Filter - 2 micron - <i>Includes 2A, 2C</i>
	R12T	140 Replacement Filter - 10 micron - <i>Includes 2A, 2C</i>
	R12P	140 Replacement Filter - 30 micron - <i>Includes 2A, 2C</i>
2C		Bowl O-ring - <i>Included in 2B & 3A</i>

3A	RK 10222	Replacement Clear Bowl Kit (W/O Probe Port) - <i>Includes 2C and 4A</i>
----	----------	---

Additional Parts (not shown)

4A		Self-Venting Drain
4B	RK 10215	Replacement Clear Bowl Kit (Probe Port) - <i>Includes 2C, 4A, and 4C</i>
4C	RK 20126	Bowl WIF Port Plug Kit
4D	RK30880E	WIF Sensor/Detection Kit - 1/2" -20 UNF
	RK33802	Replacement WIF Probe (1/2" -20 SAE) - No Internal Resistor, 12/24V - <i>Requires Water Detection Amplifier</i> <i>See RSL7529 for available Probes, Sensors, and Amplifiers</i>
4E	RK 11-1570	Water Detection Module Kit - 12 or 24 vdc - <i>Includes Amplifier (Light and Buzzer) & RK 21069 (WIF Probe)</i> <i>See RSL7529 for available Probes, Sensors, and Amplifiers</i>
4F	RK 10226	Replacement Metal Bowl Kit - Includes 2C, Metal WIF Port Plug and Metal Drain Plug

2

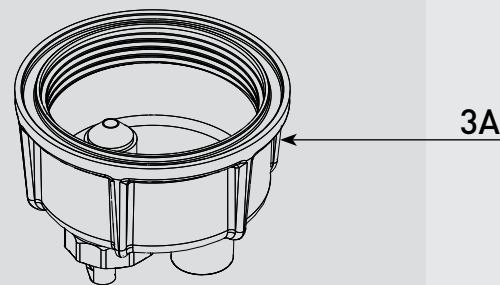


2A

2B

2C

3



3A

Online Link
Diesel Spin-On Product Selector



RSL0375_CUT_SpinOn_140-Series (03/25 Rev A)

Questions? Email: racortech@parker.com Phone: 800-344-3286 News: www.racornnews.com