



RQT - Refrigerant Quick Thread Couplings

Form P-618 / 12026



OVERVIEW

Parker's RQT, or Refrigerant Quick Thread, plated steel self-sealing couplings are used in fluid-transfer applications for easy maintenance on refrigeration, data center direct-to-chip cooling, air conditioning and battery thermal management systems, and cryogenic units. Designed for a leak-free, hand-tight connection, it optimizes flow and reduces pressure drop while cutting connection time by more than 70% compared with traditional connectors.

FEATURES/SPECIFICATIONS

- Excellent flow vs. pressure drop.
- Sealing maintains integrity under pressure.
- Superior locking design.
- Compatible with POE, PVE, AB, & MO lubricants.
- Simple installation and maintenance.
- Range of mechanical end-connections for installation options.
- Full vacuum capability.
- Field repairable with replaceable internals.

APPLICATIONS

- * Refrigerant and air conditioning systems
- * Data centers
- * Battery cooling thermal management systems
- * Cryogenic units
- * General fluid-transfer applications

Temperature Rating:	-40 to +121°C (-40 to +250°F)
U.L. Listed:	SA7511
Refrigerant Compatibility:	HCFC, HFC, HFO

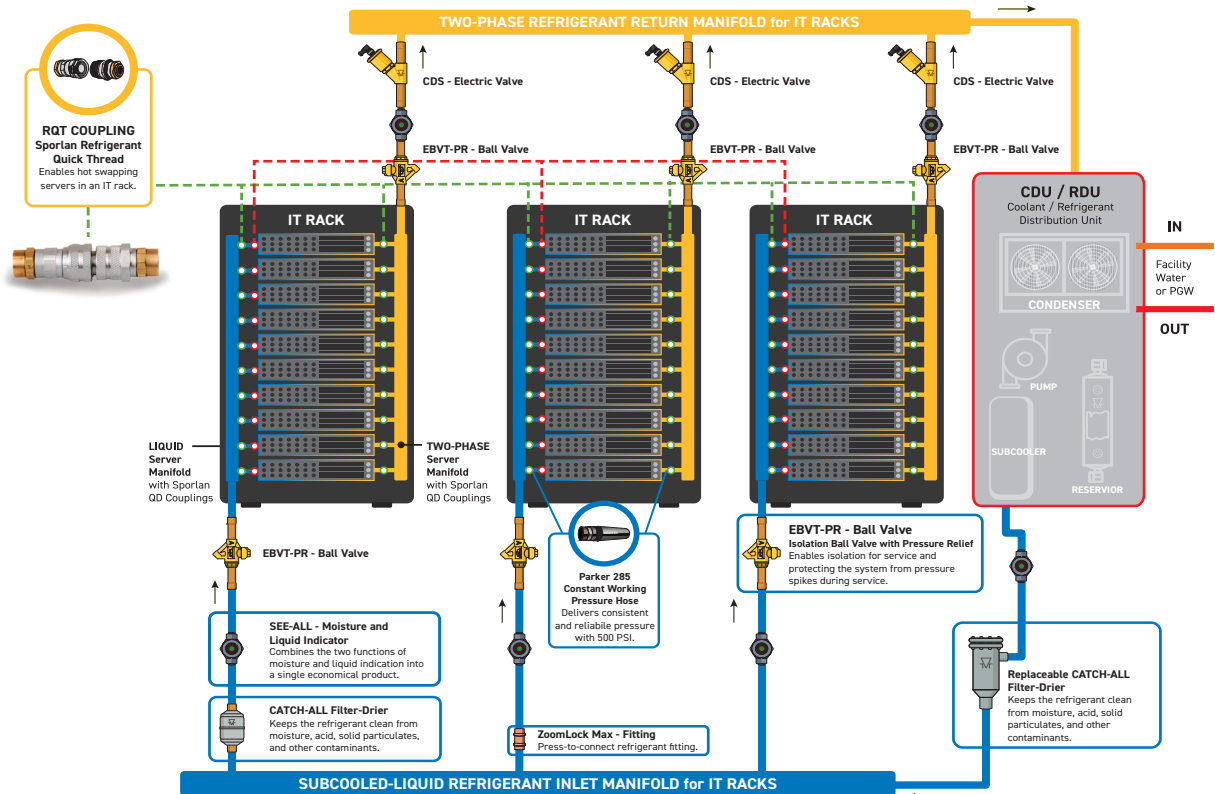
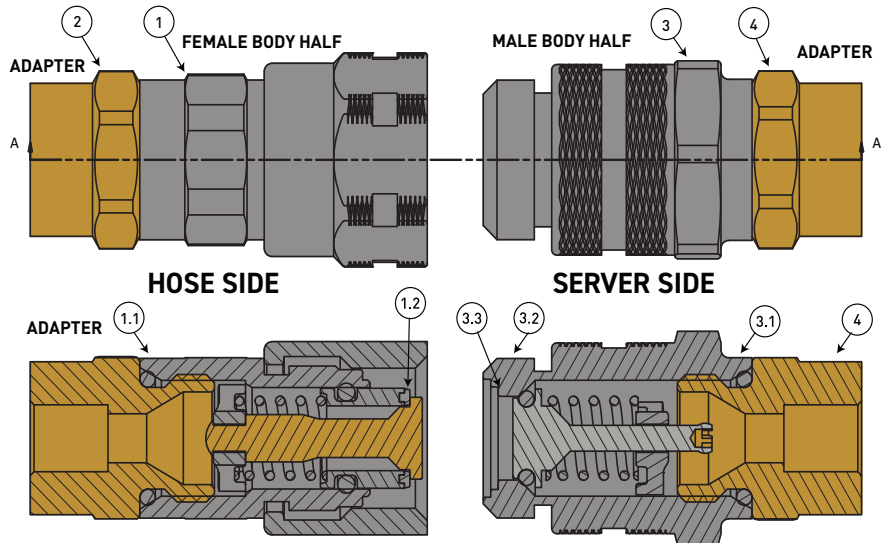


Figure 1: Data Center Cooling Diagram using RQT Couplings (Two-Phase Direct-to-Chip Liquid Cooling)

COMPONENTS

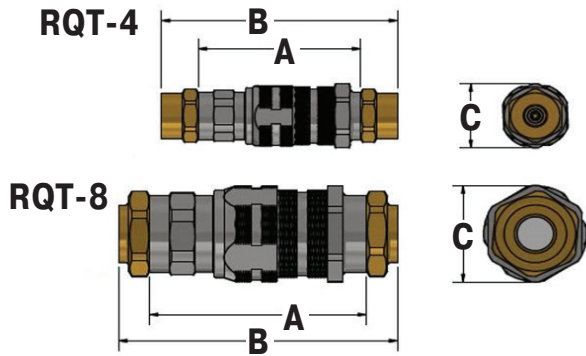
Item	Description
1	Male Half
1.1	Male Body
1.2	Male Poppet S/A
2	Adapter*
3	Female Half
3.1	Female Body
3.2	Female Nut
3.3	Female Poppet S/A
4	Adapter*

*Consult catalog for adapter options



SECTION A-A

PARTS & DIMENSIONS



Part	Description
230000	RQT-S2-4 Male Coupling Half Assembly
230002	RQT-S2-8 Male Coupling Half Assembly
230004	RQT-S5-4 Female Coupling Half Assembly
230006	RQT-S5-8 Female Coupling Half Assembly

Dimension	A		B		C	
	mm	inch	mm	inch	mm	inch
RQT-4	50	2.0	73	2.9	21	0.8
RQT-8	66.0	2.6	85	3.3	32	1.2

Part	Operating Pressure psi (bar)	Minimum Burst Pressure psi (bar)	Air Inclusion cc/ Connect	Maximum Fluid Loss cc/ Disconnect	Coupled oz./yr (g./yr)	Uncoupled without Cap/Plug oz./yr (g./yr)	Uncoupled with Metal Cap/Plug oz./yr (g./yr)	Vacuum in. Hg (mm Hg)
2300-S2-4 Male Half	300 (20.7)	900 (62)	0.1	0.05	-	< 0.5 (14.2)	< 0.25 (7.1)	-
2300-S5-4 Female Half					-	< 0.5 (14.2)	< 0.25 (7.1)	-
Coupled Complete -4 Set					< 0.25 (7.1)	-	-	28 (711)
2300-S2-8 Male Half					-	< 0.5 (14.2)	< 0.25 (7.1)	-
2300-S5-8 Female Half	300 (20.7)	900 (62)	0.1	0.1	-	< 0.5 (14.2)	< 0.25 (7.1)	-
Coupled Complete -8 Set					< 0.25 (7.1)	-	-	28 (711)

⚠ WARNING - USER RESPONSIBILITY

Failure or improper selection or improper use of the products described herein or related items can cause death, personal injury and property damage.

This document and other information from Parker Hannifin Corporation, its subsidiaries and authorized distributors provide product or system options for further investigation by users having technical expertise.

The user, through its own analysis and testing, is solely responsible for making the final selection of the system and components and assuring that all performance, endurance, maintenance, safety and warning requirements of the application are met. The user must analyze all aspects of the application, follow applicable industry standards, and follow the information concerning the product in the current product catalog and in any other materials provided from Parker or its subsidiaries or authorized distributors.

To the extent that Parker or its subsidiaries or authorized distributors provide component or system options based upon data or specifications provided by the user, the user is responsible for determining that such data and specifications are suitable and sufficient for all applications and reasonably foreseeable uses of the components or systems.

