





aerospace  
climate control  
electromechanical  
filtration  
fluid & gas handling  
hydraulics  
pneumatics  
process control  
sealing & shielding



# R56/R57E43 Series Solenoid Valves

Catalog D-1b, November 2014



ENGINEERING YOUR SUCCESS.



# Introduction

- For Refrigerants 22, 134a, 401A, 402A, 404A, 407C, 407F, 410A, 507
- Large Capacity, Pilot Operated Valve
- Mount Horizontally, on Side, or in a Vertical Line
- PKC-1 Coil, Class F
- R56/R57E43 Series

## APPLICATION

Parker's **Type R56/R57 Series** are large capacity, pilot operated solenoid valves designed for refrigeration and air conditioning applications. At lowest load, a minimum pressure differential of one psi is required for full operation.

The **Type R56/R57** series may be brazed into line without disassembly as valves contain extended solder type connections. Use caution and place wet rag or chills on extensions at body to prevent excessive overheating.

The **R56/R57 Series** may be mounted **horizontally, on their side or in a vertical line**. The R56/R57 series is a Class "F" temperature rated coil that is provided as standard, therefore a high temperature coil is **not** required for discharge service.

The R56/R57 series are brass body valves.

## ORDERING INSTRUCTIONS


When ordering complete valves, specify Valve Type, Connections, Voltage and Cycles.

When ordering Body Assembly, specify Valve Type and Connections.

When ordering Coil Assembly ONLY, specify Coil Type, Voltage and Cycles.

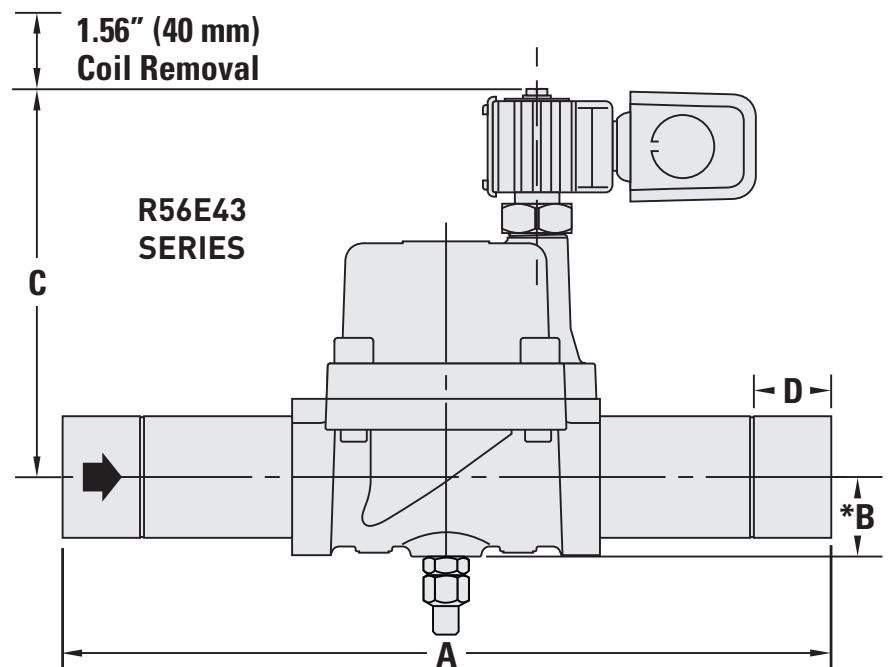
**Example: PKC-1 120/50-60; OPKC-1 120/50-60.**

For inrush and holding currents, refer to Bulletin D-1 (PKC-1 coils).



Type R56E4313M Series

## DIMENSIONS



### Inches (mm)

VALVE SERIES	TYPE	A	*B	C	D
R56/R57	R56E4313M	11.06 (281)	1.14 (29)	5.63 (143)	1.11 (28)
	R56E4317M	11.06 (281)	1.14 (29)	5.63 (143)	1.36 (34)
	R57E4313	11.06 (281)	1.14 (29)	5.94 (151)	1.11 (28)
	R57E4317	11.06 (281)	1.14 (29)	5.94 (151)	1.36 (34)

Manual Lift Stem is not available with Normally Open Valves.  
\*Add 1.10" (28) for Manual Lift Stem.

# Specifications

## PKC-1 and OPKC-1 Coil

VALVE SERIES	TYPE	STANDARD CONNECTION Inches	PORT SIZE Inches	MOPD psi (bar)		NOMINAL LIQUID CAPACITIES Tons (kW) of Refrigerant										STANDARD COIL RATINGS		
						REFRIGERANTS												
						22	134a	401A	402A	404A	407C	407F	410A	507				
				Pressure Drop – psi (bar)										VOLTS/CYCLES		WATTS		
AC	DC	3 (0.20)	2 (0.14)	2 (0.14)	3 (0.20)	3 (0.20)	3 (0.20)	3 (0.20)	5 (0.34)	3 (0.20)	AC	DC						
R56/ R57	R56E4313M	1-5/8 ODF x 1-5/8 ODF	1-5/6	450 (31)	400 (27)	127 (447)	96.9 (340)	104 (365)	83.9 (295)	84.2 (296)	117 (411)	121 (425)	156 (548)	82.4 (290)	24/50-60 120/50-60 208/50-60 208-240/50-60 120-208-240/50-60	10	15	
	R57E4313			400 (27)														
	R56E4317M	2-1/8 ODF x 2-1/8 ODF		450 (31)														
	R57E4317			400 (27)														

Maximum rated pressure (MRP) is 680 psig (47 bar).

Dual voltage 4-wire coils, 120-208-240/50-60 are available at slight additional cost. For other voltages and cycles, consult Sporlan, Washington, MO 63090.

Coils are available with conduit boss or junction box.

Manual Lift Stem is not available with Normally Open Valves.

**For R57 Series Valves:** When using 208 volts, do not operate 208-240 volt coil at 85% voltage and hot coil. If so, MOPD may be lower than stated in this bulletin. Use OPKC-1 208/50-60 coil.

### ⚠ WARNING – USER RESPONSIBILITY

**Failure or improper selection or improper use of the products described herein or related items can cause death, personal injury and property damage.**

This document and other information from Parker Hannifin Corporation, its subsidiaries and authorized distributors provide product or system options for further investigation by users having technical expertise.

The user, through its own analysis and testing, is solely responsible for making the final selection of the system and components and assuring that all performance, endurance, maintenance, safety and warning requirements of the application are met. The user must analyze all aspects of the application, follow applicable industry standards, and follow the information concerning the product in the current product catalog and in any other materials provided from Parker or its subsidiaries or authorized distributors.

To the extent that Parker or its subsidiaries or authorized distributors provide component or system options based upon data or specifications provided by the user, the user is responsible for determining that such data and specifications are suitable and sufficient for all applications and reasonably foreseeable uses of the components or systems.

