

CONNECTOR GASKETS

Die-Cut EMI Gasketing with Pressure Seal

Parker Chomerics metal-based connector gaskets are die-cut from several sheet materials which suit various EMI shielding and pressure sealing requirements. They are available in sizes for all standard AN Series Connectors, as well as for RF types, JT, PT & PC, SO, SP and Bendix Connectors. Although these materials provide effective EMI shielding performance upon initial installation, they should be replaced if joints are opened and re-closed.

EMI shielding is provided by oriented or expanded monel, or aluminum wire. Pressure sealing is provided by silicone or neoprene elastomer. POLA SHEET® gaskets are available with adhesive backing for quick mounting on one of the mating surfaces.



Materials and Construction

Gaskets are cut from the materials listed below, in sizes ranging from 0.688 in. (17.48 mm) to 3.25 in. (82.55 mm) square to fit connector shell sizes 6 to 48. Fastener holes are provided at each corner for mounting (slots in silicone-filled METALASTIC gaskets). The materials are described in detail on the previous pages.

POLA SHEET Gaskets: Perpendicular monel wire in solid silicone, 0.062 in. (1.57 mm) thick. Compensates for 0.008 in. (0.20 mm) joint unevenness. Excellent EMI shielding and pressure sealing. Available with pressure-sensitive adhesive backing.

METALASTIC® Gaskets: Silicone or neoprene-filled aluminum mesh, 0.020 in. (0.51 mm) thick. Recommended where space is tight. Compensates for no more than 0.002 in. (0.05 mm) joint unevenness. Note: Use silicone for temperatures to 500°F (260°C).

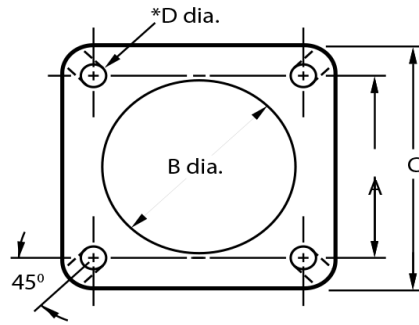
PORCUPINE METALASTIC® Gaskets: Severely expanded monel, silicone-filled, 0.030 in. (0.76 mm) thick. Compensates for only 0.005 in. (0.127 mm) joint unevenness. Best for breaking through non-conductive surface films.



CONNECTOR GASKETS ORDERING INFORMATION

Standard Connector Gaskets: Select the part number from Tables 1 or 2.

RF (BNC, BN, UHF, etc.), or Bendix Series SP Gaskets: Contact Parker Chomerics Application Engineering Department.



* For silicone-filled METALASTIC, holes may become slots.

STANDARD GASKETS FOR AN, HT & OWL, MIL-C-5015, MS-3102 CONNECTORS								
Shell Size	Dimensions inches (mm)				PORCUPINE METALASTIC	POLASHEET*	METALASTIC	
	A	B	C	D			Neoprene	Silicone
8	0.594 (15.09)	0.500 (12.70)	0.875 (22.23)	0.172 (4.37)	08-0301-0062	07-0501-0008	04-0402-0008	04-0302-2495
10	0.719 (18.26)	0.625 (15.88)	1.000 (25.40)	0.172 (4.37)	08-0301-0063	07-0501-0010	04-0402-0010	04-0302-2371
12	0.813 (20.65)	0.750 (19.05)	1.094 (27.79)	0.172 (4.37)	08-0301-0064	07-0501-0012	04-0402-0012	04-0302-2470
14	0.906 (23.01)	0.875 (22.23)	1.188 (30.16)	0.172 (4.37)	08-0301-0065	07-0501-0014	04-0402-0014	04-0302-2483
16	0.969 (24.61)	1.000 (25.40)	1.281 (32.54)	0.172 (4.37)	08-0301-0066	07-0501-0016	04-0402-0016	04-0302-2488
18	1.063 (27.00)	1.125 (28.56)	1.375 (34.93)	0.203 (5.15)	08-0301-0067	07-0501-0018	04-0402-0018	04-0302-2489
20	1.156 (29.36)	1.250 (31.75)	1.500 (38.10)	0.203 (5.15)	08-0301-0068	07-0501-0020	04-0402-0020	04-0302-2484
22	1.250 (31.75)	1.375 (34.93)	1.625 (41.28)	0.203 (5.15)	08-0301-0069	07-0501-0022	04-0402-0022	04-0302-2485
24	1.375 (34.93)	1.500 (38.10)	1.750 (44.45)	0.203 (5.15)	08-0301-0070	07-0501-0024	04-0402-0024	04-0302-2490
28	1.563 (39.7)	1.750 (44.45)	2.000 (50.80)	0.203 (5.15)	08-0301-0071	07-0501-0028	04-0402-0028	04-0302-2491
32	1.750 (44.45)	2.000 (50.80)	2.250 (57.15)	0.219 (5.56)	08-0301-0072	07-0501-0032	04-0402-0032	04-0302-2492
36	1.938 (49.23)	2.188 (55.58)	2.500 (63.50)	0.219 (5.56)	08-0301-0073	07-0501-0036	04-0402-0036	04-0302-2493
40	2.188 (55.58)	2.438 (61.93)	2.750 (69.85)	0.219 (5.56)	08-0301-0074	07-0501-0040	04-0402-0040	04-0302-2494
44	2.375 (60.33)	2.781 (70.64)	3.000 (76.20)	0.219 (5.56)	08-0301-0075	07-0501-0044	04-0402-0044	04-0302-2599
48	2.625 (66.68)	3.031 (76.99)	3.250 (82.55)	0.219 (5.56)	08-0301-0076	07-0501-0048	04-0402-0048	

* For pressure-sensitive adhesive backing on POLASHEET gaskets, add -77 to Part Number

CONNECTOR GASKETS ORDERING INFORMATION

Table 2

STANDARD GASKETS FOR JT, PT & PC, MIL-C-26482, MS-3112, MS-3119, MS-3120 CONNECTORS								
Shell Size	Dimensions inches (mm)				PORCUPINE METALASTIC	POLASHEET*	METALASTIC	
	A	B	C	D			Neoprene	Silicone
8	0.469 (11.91)	0.375 (9.53)	0.688 (17.48)	0.130 (3.30)	08-0301-0062	07-0501-0008	04-0402-0008	04-0302-2495
10	0.594 (15.09)	0.500 (12.70)	0.812 (20.62)	0.130 (3.30)	08-0301-0063	07-0501-0010	04-0402-0010	04-0302-2371
12	0.719 (18.26)	0.625 (15.88)	0.938 (23.83)	0.130 (3.30)	08-0301-0064	07-0501-0012	04-0402-0012	04-0302-2470
14	0.813 (20.65)	0.750 (19.05)	1.031 (26.19)	0.130 (3.30)	08-0301-0065	07-0501-0014	04-0402-0014	04-0302-2483
16	0.906 (23.01)	0.875 (22.23)	1.125 (28.56)	0.130 (3.30)	08-0301-0066	07-0501-0016	04-0402-0016	04-0302-2488
18	0.969 (24.61)	1.000 (25.40)	1.219 (30.96)	0.130 (3.30)	08-0301-0067	07-0501-0018	04-0402-0018	04-0302-2489
20	1.063 (27.00)	1.125 (28.56)	1.312 (33.32)	0.130 (3.30)	08-0301-0068	07-0501-0020	04-0402-0020	04-0302-2484
22	1.156 (29.36)	1.250 (31.75)	1.438 (36.53)	0.130 (3.30)	08-0301-0069	07-0501-0022	04-0402-0022	04-0302-2485
24	1.250 (31.75)	1.375 (34.93)	1.563 (39.70)	0.130 (3.30)	08-0301-0070	07-0501-0024	04-0402-0024	04-0302-2490
28	1.375 (34.93)	1.500 (38.10)	1.688 (42.88)	0.156 (3.96)	08-0301-0071	07-0501-0028	04-0402-0028	04-0302-2491

* For pressure-sensitive adhesive backing on POLASHEET gaskets, add -77 to Part Number



We're Here to Help

Scan QR code or visit parker.com/chomerics to:

- [Request a Free Sample](#)
- [Talk to an Expert](#)
- [Get a Quote](#)
- [Find Where to Buy](#)

Parker Hannifin Corporation
Chomerics Division

77 Dragon Court
Woburn, MA 01801
Phone 781 935 4850
Fax 781 933 4318
chomailbox@parker.com
parker.com/chomerics

CHODS1205 September 2025

©2025 Parker Hannifin Corporation

