

SMSQ2Micro Series

UHP Surface Mount Regulator
1-1/8" & 1-1/2", Stainless Steel

aerospace
climate control
electromechanical
filtration
fluid & gas handling
hydraulics
pneumatics
process control
sealing & shielding

Value Proposition:

The SMSQ2Micro and SMSQ2Micro130E modular surface mount regulators are part of the process proven SQ product line. The SMSQ2Micro provides excellent repeatability, stability, sensitivity and has extraordinary response to step function changes.



Contact Information:

Parker Hannifin Corporation
Veriflo Division
250 Canal Blvd
Richmond, California 94804

phone 510 235 9590
fax 510 232 7396
veriflo.sales@parker.com

www.parker.com/veriflo
Mobile App: m.parker.com/veriflo

Product Features:

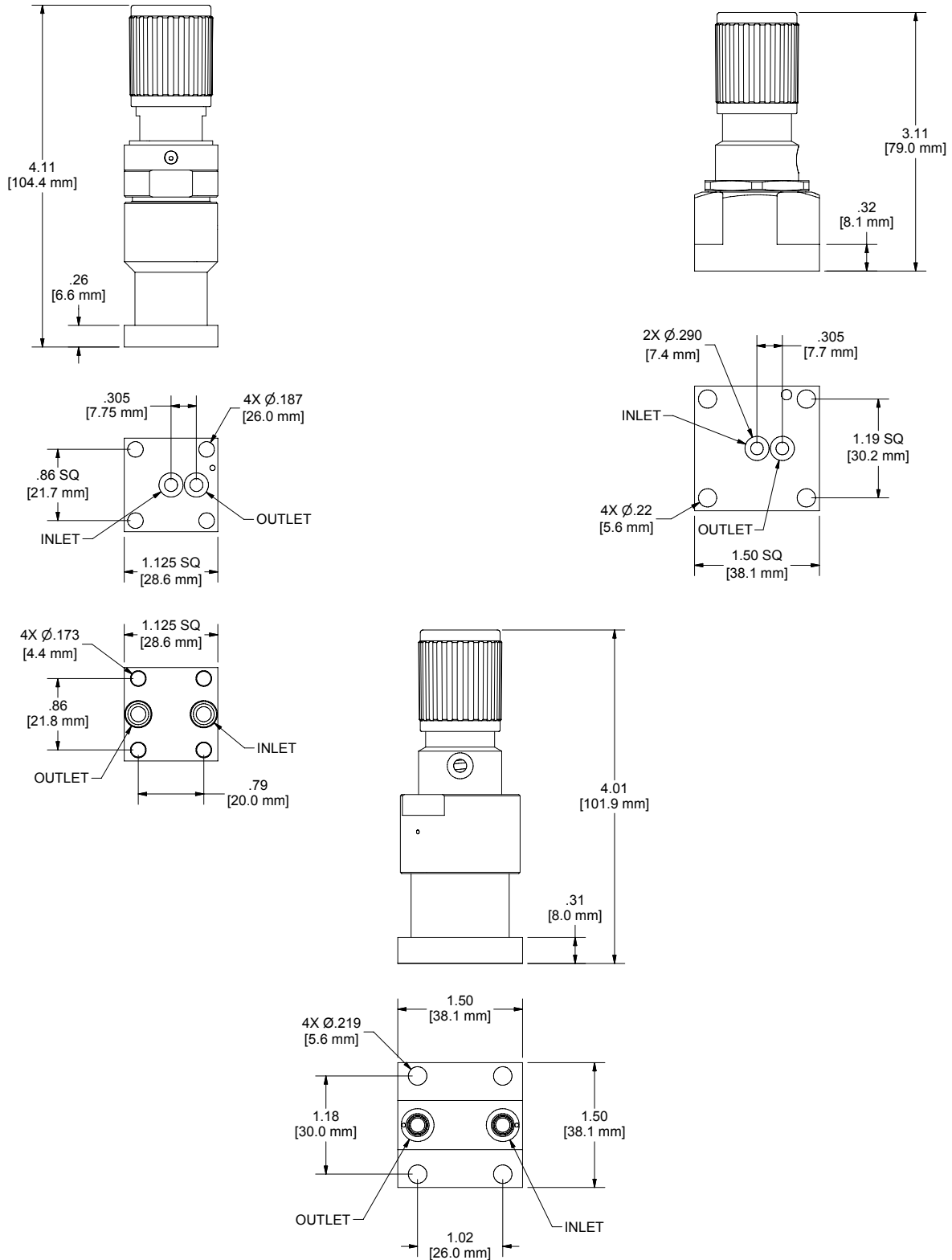
- Meets SEMI Modular Interface specifications
- Ease of component retrofit
- Standard Hastelloy C-22® Poppet and Diaphragm
- Small footprint allows for same spacing as Veriflo Quantum valves
- Standard full internal electropolish
- No springs or threads are exposed to the wetted area
- Extremely low particle counts
- Both a 0.06 and 0.15 C_v are available



ENGINEERING YOUR SUCCESS.

SMSQ2Micro Series

Dimensional Drawings



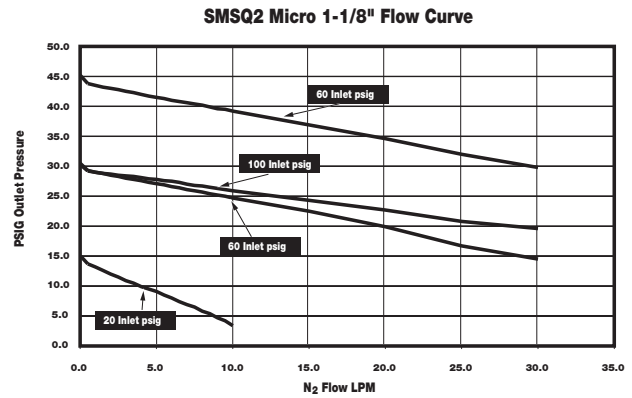
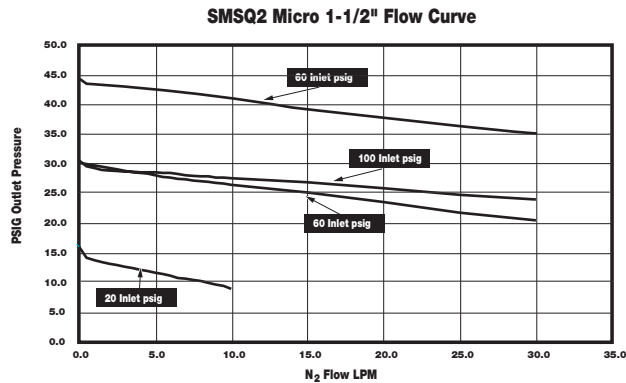
Safety Guide and Installation and Operating Instructions available at

www.parker.com/veriflo

SMSQ2Micro Series

Flow Curves

Additional flow curves available upon request



Ordering Information

Build a SMSQ2Micro regulator by replacing the numbered symbols with an option from the corresponding tables below.

Contact factory for most up to date lead time information.

Blue = Configurations that have selections in blue may have an extended lead time and a minimum order quantity.

Sample: **SMSQ2** **MICRO** **30** **10** **10** **10**

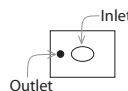
Finished Order: **SMSQ2MICRO3010**

1 Basic Series
MICRO
MICRO130E

2 Range
30 = 30 psig
60 = 60 psig

3 Porting
10 = = 2 Ports, C-Seal
11 = = 2 Ports, High Flow C-Seal
60 = = "W" Seal

4 Base Size
blank = 1-1/2" interface
2 = 1-1/8" interface



SMSQ2Micro Series

Specifications

Materials of Construction	
Wetted	
Body	VeriClean™ 316L Stainless Steel
Compression Member	VeriClean™ 316L Stainless Steel
Diaphragm	Hastelloy C-22®
Poppet	Hastelloy C-22®
Seat	PCTFE
Non-wetted	
Cap	Nickel Plated Brass
Nut	Stainless Steel
Knob	
SMSQ2Micro	ABS (Blue)
SMSQ2Micro130E	ABS (Black)
Operating Conditions	
Maximum Inlet	250 psig (17 barg)
Outlet	-10 psig - 60 psig (260 torr - 4.1 barg)
Temperature	-40°F to 150°F (-40°C to 66°C)

Functional Performance	
Design	
Burst Pressure	750 psig (52 barg)
Proof Pressure	375 psig (26 barg)
Flow Capacity	
SMSQ2Micro	C_v 0.06
SMSQ2Micro130E	C_v 0.15
Leak Rate	
Inboard Test Method	
Internal	$< 5 \times 10^{-8}$ cc/sec He
External	$< 2 \times 10^{-10}$ cc/sec He
Internal Volume	0.08 cc
Approx. Weight	0.9 lbs. (0.42 kgm)
Surface Finish	5 micro inch Ra

Hastelloy C-22® is a registered trademark of Haynes International, Inc.
VeriClean™ is a trademark of Parker Hannifin Corporation

For additional information on materials of construction, functional performance and operating conditions, please contact factory.

OFFER OF SALE:

The items described in this document are hereby offered for sale by Parker-Hannifin Corporation, its subsidiaries or its authorized distributors. This offer and its acceptance are governed by the provisions stated in the detailed "Offer of Sale" elsewhere in this document or available at www.parker.com/veriflo



FAILURE OR IMPROPER SELECTION OR IMPROPER USE OF THE PRODUCTS DESCRIBED HEREIN OR RELATED ITEMS CAN CAUSE DEATH, PERSONAL INJURY AND PROPERTY DAMAGE. THIS DOCUMENT IS FOR REFERENCE ONLY. PLEASE CONSULT FACTORY FOR LATEST PRODUCT DRAWINGS AND SPECIFICATIONS

This document and other information from Parker-Hannifin Corporation, its subsidiaries and authorized distributors provide product or system options for further investigation by users having technical expertise.

The user, through its own analysis and testing, is solely responsible for making the final selection of the system and components and assuring that all performance, endurance, maintenance, safety and warning requirements of the application are met. The user must analyze all aspects of the application, follow applicable industry standards, and follow the information concerning the product in the current product catalog and in any other materials provided from Parker or its subsidiaries or authorized distributors.

To the extent that Parker or its subsidiaries or authorized distributors provide component or system options based upon data or specifications provided by the user, the user is responsible for determining that such data and specifications are suitable and sufficient for all applications and reasonably foreseeable uses of the components or systems.

The products described herein, including without limitation, product features, specifications, designs, availability and pricing are subject to change by Parker Hannifin Corp and its subsidiaries at any time without notice.

Proposition 65 Warning: This product contains chemicals known to the state of California to cause cancer or birth defects or other reproductive harm.

© 2009 Parker Hannifin Corporation



Use mobile device to scan this QR Code.

LitPN: 25000167

Rev: E

Date of Issue 09/2016



ENGINEERING YOUR SUCCESS.