

# Gasket and O-Ring Identification Chart

Thermostatic Expansion Valves.....	2-3
Solenoid Valves.....	4-6
Catch-All® Filter-Drier.....	7-9
Strainers.....	10
Pressure Regulating Valves....	11-12
Electronic Valves....	13-14
Oil Control Products.....	15



This bulletin has been prepared for your convenience in determining the proper gaskets for our products. **The gaskets are drawn to full scale so this bulletin may be used as a template.** Placing the gasket on the proper drawing provides you with

the product, the part number of the gasket, dimensions, and where it is used. Most gaskets are 1/16" thick, however gasket numbers 1288-005 and 1291-001 are 1/32" thick.


**Thermostatic Expansion Valve**  
**GASKETS and O-RINGS**

Flange Gasket  
 No. 106-004

**Type: D - Valve**  
 - or -  
 Gasket

No. 223-F or 223-A

**Type: K-1178 Adaptor Kit**  
 (Small H to Current Large H)



ID = 0.76" OD = 1.12"

LMC Lock Nut Gasket &  
 Bottom Cap Gasket  
 No. 106-001


**Type: A & D - Valves**  
 - or -

LMC Lock Nut Gasket  
 No. 123-002

**Type: H, M, P, V & W - Valves**  
 - or -

Bushing Gasket  
 No. 123-002


**Type: H - Valve**



ID = 1.02" OD = 1.27"

Seal Cap Gasket  
 No. 106-005


**Type: M, V, D & A - Valves**



ID = 0.61" OD = 0.80"

Seal Cap O-Ring  
 No. 621-017


**Type: H - Valves**



ID = 0.68" OD = 0.82"

No. 23 Element Gasket  
 No. 106-002


**Type: D - Valve**



ID = 0.99" OD = 1.28"

Seal Cap Gasket  
 No. 123-003


**Type: W - Valve**



ID = 0.96" OD = 1.28"

No. 12 Element Gasket  
 No. 106-000


**Type: A - Valve**



ID = 1.12" OD = 1.50"

No. 63 & 7 Element Gasket  
 No. 123-001

**Type: M, V & W - Valves**



ID = 1.14" OD = 1.39"

# Thermostatic Expansion Valve

## GASKETS

Bushing Gasket


- No. 123-000  
(2 required)

**Type: M & V - Valves**

Flange Gasket

- No. 106-003  
(2 required)

**Type: A - Valve**




ID = 1.25"      OD = 1.75"

Bottom Cap Gasket

- No. 123-005

**Type: W - Valve**




ID = 1.52"      OD = 1.90"

Flange Gasket

- No. 123-004

**Type: W - Valve**



ID = 2.10"      OD = 2.74"

# Solenoid Valve

## GASKETS and O-RINGS

Locating Sleeve O-Ring

No. 621-008

Type: **B33, MB33 & OB33**




ID = 0.18"    OD = 0.32"

Enclosing Tube O-Ring

No. 621-014

Type: **W3P1**




ID = 0.49"    OD = 0.63"

Seal Cap Gasket

No. 349

Type: **MA5, MA17, MA32,  
MA42 & MA50**




ID = 0.61"    OD = 0.80"

Enclosing Tube Gasket

No. 14000-1

Type: **B6, MB6, E6,  
ME6 & W6**




ID = 0.63"    OD = 0.80"

Flange Gasket

No. 106-004

Type: **MA5A3**




ID = 0.76"    OD = 1.12"

Enclosing Tube Gasket

No. 14000-2

Type: **B9, MB9, OB9, E9,  
ME9, OE9, B33, MB33,  
OB33, E34, ME34, OE34,  
E42, ME42 & OE42**



ID = 0.82"    OD = 1.02"

Flange Gasket

No. 106-003

(Composition)


Type: **MA17A3**

Flange Gasket

No. 123-000

(Coated Metal)

Type: **B33, MB33 & OB33**




ID = 1.27"    OD = 1.73"

Enclosing Tube Gasket

No. 14000-3

Type: **B10, MB10, OB10,  
E10, ME10, OE10, B14,  
MB14, OB14, E14, ME14,  
OE14 & W14**




ID = 0.98"    OD = 1.18"

Enclosing Tube Gasket

No. 1328-22

Type: **MA5A3, MA17A3**




ID = 1.00"    OD = 1.12"

# Solenoid Valve GASKETS

Enclosing Tube Gasket

• No. 14000-4

**Type: B19, MB19, OB19,  
E19, ME19, OE19 & W19**




ID = 1.32"    OD = 1.62"

Enclosing Tube Gasket

• No. 530

**Type: MA32**




ID = 1.50"    OD = 1.75"

Body Flange Gasket

• No. 2645-000

**Type: B33, MB33, OB33,  
E33, ME33 & OE33**

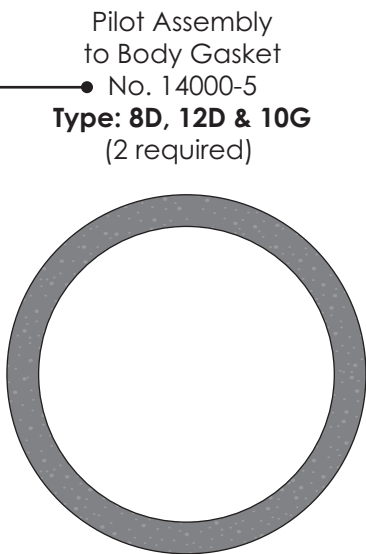


ID = 1.53"    OD = 1.70"

Enclosing Tube Gasket

• No. 14000-5

**Type: B25, MB25, OB25,  
E25, ME25, OE25 & W25**



ID = 1.54"    OD = 1.87"

Pilot Assembly  
to Body Gasket


• No. 14000-5

**Type: 8D, 12D & 10G  
(2 required)**

Enclosing Tube Gasket

• No. 638-132

**Type: R183, BR183, R184,  
BR184, R246 & BR246**




ID = 1.74"    OD = 1.84"

Flange Gasket

• No. 546

**Type: MA32**




ID = 1.81"    OD = 2.31"

# Solenoid Valve


## GASKETS

Body Gasket  
No. 938-1  
Type: MA42, E42, ME42 & OE42




ID = 1.88"    OD = 2.25"

Body Gasket  
No. 886  
Type: MA50




ID = 2.25"    OD = 2.62"

Flange Gasket  
No. 123-004  
Type: MA42

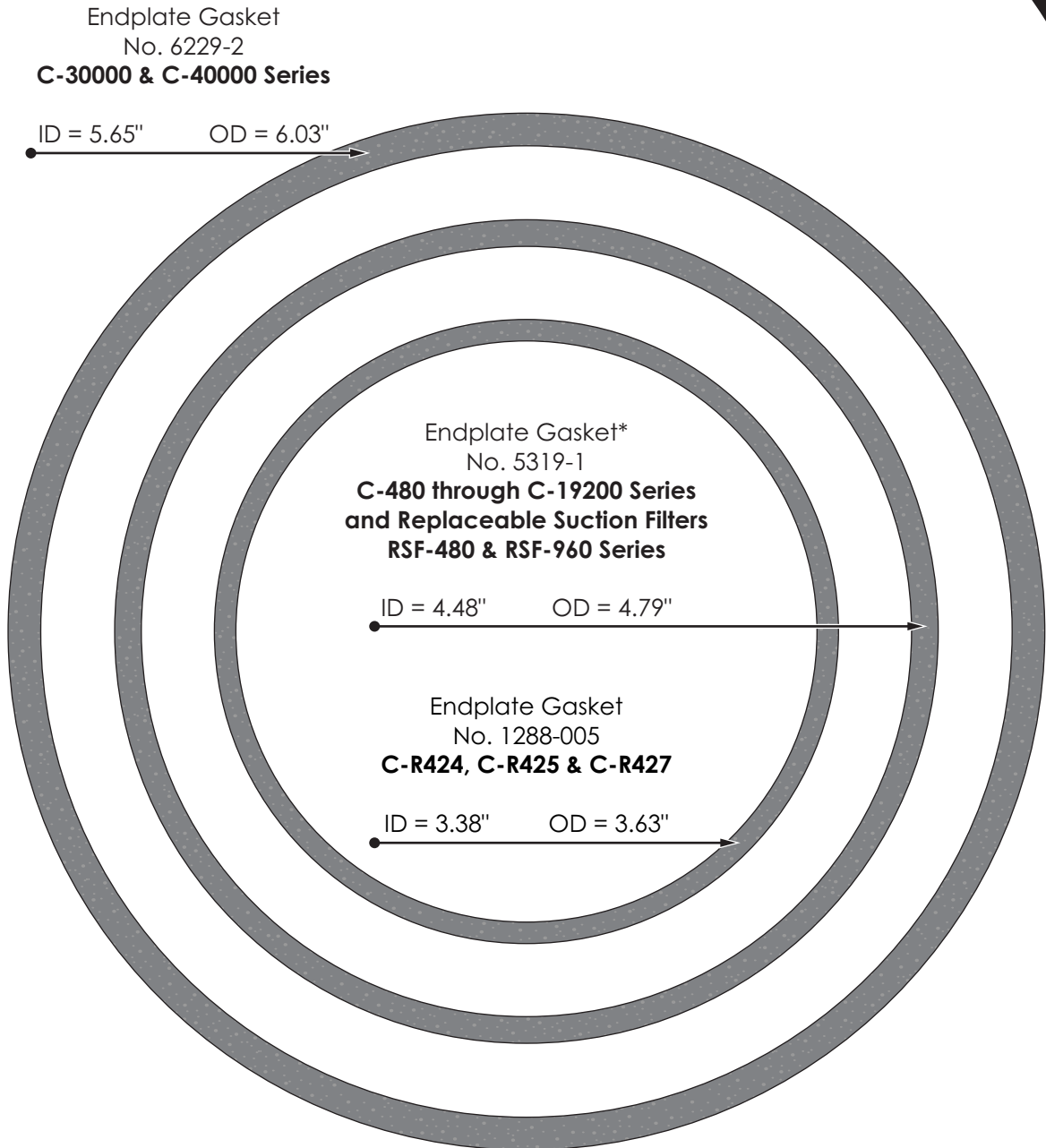


ID = 2.10"    OD = 2.75"

Flange Gasket  
No. 894  
Type: MA50



ID = 2.47"    OD = 3.27"



\* An alternate gasket frequently used is Sporlan Part No. 1291-001, which is supplied with Sporlan canned cores. This is the gasket set illustrated on page 8.

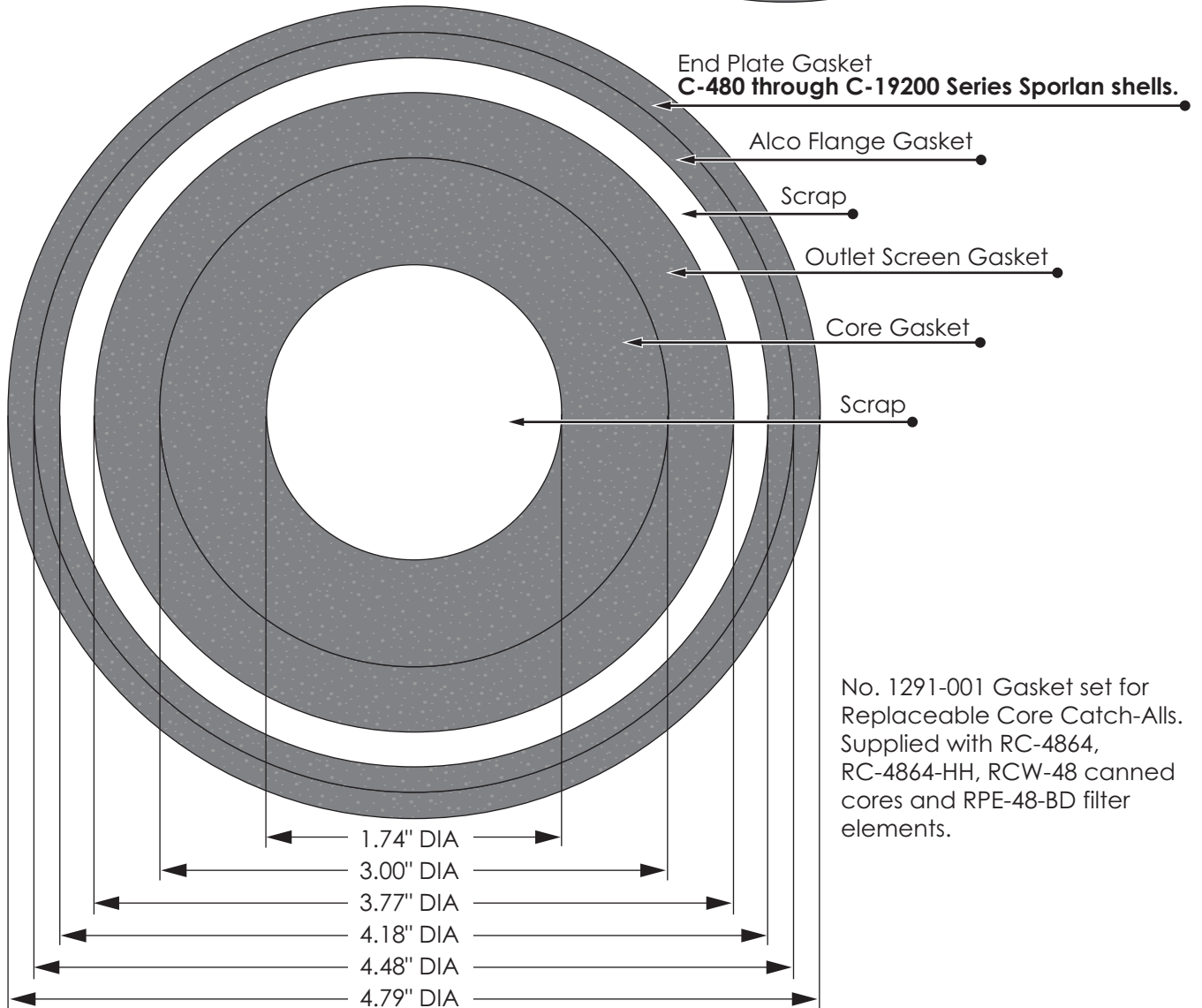
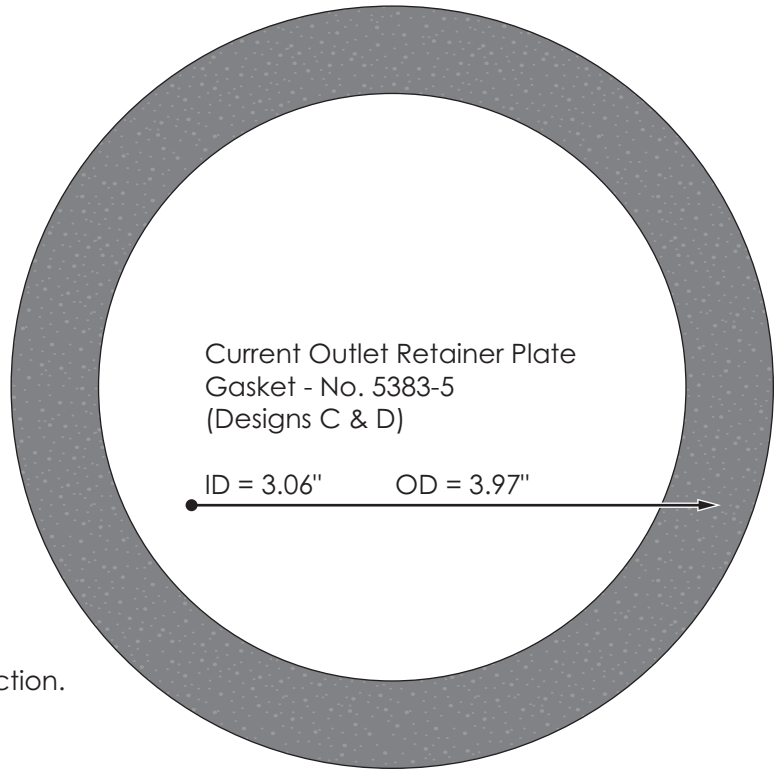
**Catch-All®**

**GASKETS  
and  
O-RINGS**

Gasket - No. 5454 for outlet retainer plate gasket on Design A, C-480 through C-19200 Series Shell has dimensions of 1.74" ID x 2.50" OD

Gasket - No. 5383-3 for outlet retainer plate gasket on Design B shells, and has dimensions of 3.38" ID x 4.51" OD

Consult Sporan Bulletin 122 for further details on shell construction.




No. 1291-001 Gasket set for Replaceable Core Catch-Alls. Supplied with RC-4864, RC-4864-HH, RCW-48 canned cores and RPE-48-BD filter elements.



Outlet Screen Gasket

No. 5372-1

Type: C-480 through C-1920 (Design B)




ID = 2.63"    OD = 3.80"

O-Ring for Secondary Filter

No. 621-025

Type: C-480 through C-1920 Series  
Design D (2 required)




ID = 1.18"    OD = 1.32"

Outlet Retaining Plate Gasket

No. 6230-1

Type: C-30000 & C-40000 Series




ID = 1.99"    OD = 2.63"

Outlet Seal Gasket

No. JP-571-001

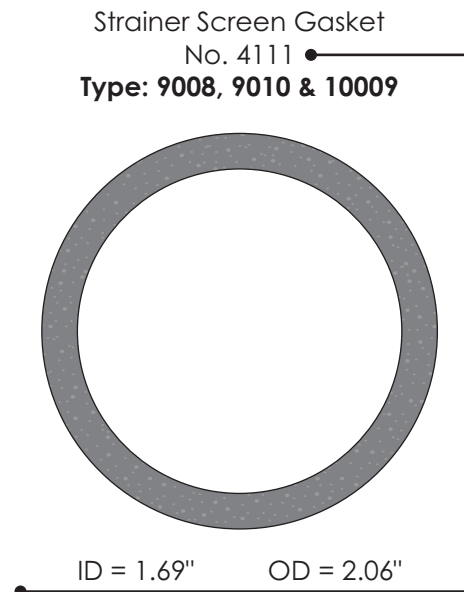

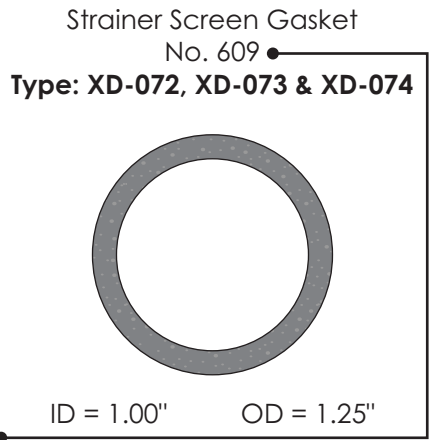
Type: C-R420



ID = 2.25"    OD = 3.35"

# Strainer


## GASKETS



**Pressure  
Regulating Valve**


GASKETS  
and  
O-RINGS

Flange Positioning Pin O-Ring  
• No. 4508-008  
**Type: LDR-15, XTM & OLD-15**



ID = 0.18"    OD = 0.32"


Seal Cap O-Ring  
• No. 638-106  
**Type: (O)LDR-15, (O)LDR-20,  
XTM, XTO & DDR-20**



ID = 0.19"    OD = 0.38"


Guide Pin O-Ring  
• No. 4508-010  
**Type: (S)ORIT-PI**

Electric Open Device O-Ring  
• No. 4508-010  
**Type: (S)ORIT-PI**




ID = 0.24"    OD = 0.38"

Valve Cap O-Ring  
• No. 621-016  
**Type: CROT-6, CROT-12,  
CROT-15, ORIT-6,  
ORIT-15 & ORIT-20**




ID = 0.61"    OD = 0.75"

Enclosing Tube Gasket  
(Wolverine)  
• No. 4323-000  
**Type: SHGB(E)-8,  
(S)ORIT-12, (S)ORIT-15,  
(S)ORIT-20, (S)ORIT-PI**




ID = 0.69"    OD = 0.89"

Enclosing Tube Gasket  
(Wolverine)  
• No. 14000-2  
**Type: SHGB(E)-15,  
(O)LDR-15, (O)LDR-20,  
XTM, XTO & DDR-20**




ID = 0.82"    OD = 1.02"

Valve Cap O-Ring  
• No. 621-023  
**Type: CRO(T)-10 & ORI(T)-10**




ID = 1.05"    OD = 1.19"

Element Seal Cap O-Ring  
• No. 621-024  
**Type: ADRS(E)-2,  
ADRP(E)-3 & ADRH(E)-6**




ID = 1.11"    OD = 1.25"

Body Flange Gasket  
• No. 123-002  
**Type: SHGB(E)-8**




ID = 1.02"    OD = 1.27"

Body Sleeve Tetraseal Gasket  
• No. 2605-026  
**Type: CRO(T)-12**



ID = 1.24"    OD = 1.38"

Body Sleeve O-Ring  
• No. 621-028  
**Type: CROT-15,  
SHGB(E)-15 & (S)ORIT-15**




ID = 1.36"    OD = 1.50"

# Pressure Regulating Valve

## GASKETS and O-RINGS

Body Flange Gasket  
No. 2645-000


Type: (S)ORIT-12, (S)ORIT-15,  
CRO(T)-15, SHGB(E)-15,  
(O)LDR-15 & XTM



ID = 1.53"      OD = 1.71"

Body Flange Gasket  
No. 2539-000


Type: (S)ORIT-20 & DDR-20



ID = 1.85"      OD = 2.23"

Body Sleeve O-Ring  
No. 4508-031


Type: (S)ORIT-20 & DDR-20



ID = 1.74"      OD = 1.88"

Body Flange Gasket  
No. 938-1


Type: OLDR-20, XTO,  
(S)ORIT-20 & CDA-20



ID = 1.88"      OD = 2.25"

Body O-Ring  
No. 621-143

Type: (S)ORIT-PI (2 required)



ID = 2.42"      OD = 2.53"

**Electronic Valve**

**GASKETS  
and  
O-RINGS**

O-Ring  
• No. 621-016  
**Type: SEI & SDR-3**

O-Ring (Coil Nut)  
• No. 622-016  
**Type: CDA-12,  
CDA-15 & CDA-20**

ID = 0.61"    OD = 0.75"

O-Ring  
• No. 621-021  
**Type: CDS-8**

ID = 0.93"    OD = 1.07"

Gasket  
• No. 123-002  
**Type: SEI-50 & SDR-4**

ID = 1.01"    OD = 1.24"

Body Sleeve Gasket  
• No. 2605-026  
**Type: CDA-12**

ID = 1.25"    OD = 1.38"

O-Ring  
• No. 621-028  
**Type: CDA-15**

ID = 1.36"    OD = 1.50"

O-Ring  
• No. 621-127  
**Type: CDS-16**

ID = 1.42"    OD = 1.63"

Gasket (Wolverine)  
• No. 4425-000  
**Type: CDS-17**

ID = 1.46"    OD = 1.72"


Gasket  
• No. 2645-000  
**Type: CDA-12**

ID = 1.53"    OD = 1.70"

## Electronic Valve


### GASKETS and O-RINGS

Gasket (Wolverine)  
No. 14000-5  
**Type: Y1177**




ID = 1.54"    OD = 1.90"

Gasket  
No. 2605-030  
**Type: CDA-12**




ID = 1.63"    OD = 1.75"

O-Ring  
No. 621-031  
**Type: CDA-20**



ID = 1.74"    OD = 1.88"

Gasket  
No. 2539-000  
**Type: CDA-20**



ID = 1.85"    OD = 2.23"

**Oil Control Product**

**GASKETS  
and  
O-RINGS**

