

RK 19492

UL Listed Marine Shut-off Valve Kit

Instruction Part Number 19493 Rev B



The RK 19492 UL Listed Marine Shut-off Valve Kit may be retrofitted to fit most Racor Marine Fuel Filter/Water Separators to simplify draining contaminants from the collection bowl. When used with the provided plug, this valve is US Coast Guard accepted for recreational or commercial diesel powered boats or vessels (46 CFR 56.50-75 (b)(5)).



Contact Information

Parker Hannifin Corporation
Racor Division
P.O. Box 3208
3400 Finch Road
Modesto, CA 95353

phone 800 344 3286
209 521 7860
fax 209 529 3278
racor@parker.com

www.racorcustomers.com
www.parker.com/racor

Product Features

- Simple open/close valve for easy contaminant evacuation.
- 1/4" NPT threads on Valve and Plug.
- Coast Guard accepted in most diesel applications with use of supplied plug.




ENGINEERING YOUR SUCCESS.

Installation Guidelines


1. Drain the Racor fuel filter by following all instructions and safety procedures as described in the Racor fuel filter installation and service instructions.
2. Remove the plug on the bottom of the Racor filter.
3. Apply thread sealant to the valve threads and tighten snugly onto the Racor filter (a bushing may be required to adapt to the Racor filter)
4. Apply thread sealant to the valve plug and tighten snugly onto the valve.
5. Verify the valve is in the OFF position and reprime the Racor filter.

Specifications	
Application	Racor Marine Diesel Filter Assemblies
Thread Size	1/4" NPT
Weight	0.25 lb (0.11 kg)

Part Number	Description
1 RK 19492	1/4" Shut-off Valve
1a RK 12041	1/4" NPTF Hex Head Plug (included in 1)



Mounting Information




Service Instructions

Danger—the valve plug must be installed in the bottom of the valve after each service. It can protect the vessel and occupants of a boat or vessel from an accidental fuel spill and potential fire.


1. Remove the valve plug.
2. Open the valve slowly to

3. Close the valve when draining is complete. *Note*—if the valve is left open too long, the entire contents of the Racor filter, and possibly the fuel tank, could be drained.

4. Replace the valve plug and tighten snugly.
5. Verify that the valve is in the off position and reprime the Racor filter.



Valve Closed
Drain Closed



Valve Closed
Drain Open



Valve Open
Drain Open

Limited Warranties Statement

All products manufactured or distributed by Racor are subject to the following, and only the following, LIMITED EXPRESS WARRANTIES, and no others: For a period of one (1) year from and after the date of purchase of a new Racor product, Racor warrants and guarantees only to the original purchaser-user that such a product shall be free from defects of materials and workmanship in the manufacturing process. The warranty period for pumps and motors is specifically limited to ninety (90) days from date of purchase. A product claimed to be defective must be returned to the place of purchase. Racor, at its sole option, shall replace the defective product with a comparable new product or repair the defective product. This express warranty shall be inapplicable to any product not properly installed and properly used by the purchaser-user or to any product damaged or impaired by external forces.

THIS IS THE EXTENT OF WARRANTIES AVAILABLE ON THIS PRODUCT. RACOR SHALL HAVE NO LIABILITY WHATSOEVER FOR CONSEQUENTIAL DAMAGES

FLOWING FROM THE USE OF ANY DEFECTIVE PRODUCT OR BY REASON OF THE FAILURE OF ANY PRODUCT. RACOR SPECIFICALLY DISAVOWS ALL OTHER WARRANTIES, EXPRESS OR IMPLIED INCLUDING, WITHOUT LIMITATION, ALL WARRANTIES OF FITNESS FOR A PARTICULAR PURPOSE (EXCEPT FOR THOSE WHICH APPLY TO PRODUCT OR PART THEREOF THAT IS USED OR BOUGHT FOR USE PRIMARILY FOR PERSONAL, FAMILY, OR HOUSEHOLD PURPOSES), WARRANTIES OF DESCRIPTION, WARRANTIES OF MERCHANTABILITY, TRADE USAGE OR WARRANTIES OR TRADE USAGE.

Warning

Failure or improper selection or improper use of the products and/or systems described herein or related items can cause death, personal injury and property damage. This document and other information from Parker Hannifin Corporation, its subsidiaries and authorized distributors provide product

and/or system options for further investigation by users having technical expertise. It is important that you analyze all aspects of your application and review the information concerning the product or system in the current product catalog. Due to the variety of operating conditions and applications for these products or systems, the user, through its own analysis and testing, is solely responsible for making the final selection of the products and systems and assuring that all performance, safety and warning requirements of the applications are met. The products described herein, including with limitation, product features, specifications, designs, availability and pricing, are subject to change by Parker Hannifin Corporation and its subsidiaries at any time without notice.

The following statement is required pursuant to proposition 65, applicable in the State of California: 'This product may contain a chemical known to the State of California to cause cancer or reproductive toxicity'