

59 Series

High Pressure Non-Spill Quick Couplings



Quickly and Easily Connect Under Residual Pressure

Parker's 59 Series couplings are ideal for use in high pressure, high impulse applications that require the security of a threaded connection and the ability to connect and disconnect under residual pressure. The robust ACME thread has a double start feature and allows full connection to be quickly completed in 2-1/2 turns. An internal bearing between the collar and body keeps resistance to a minimum for an easy connection.

59 Series couplings are built to make the most demanding hydraulic connections easy to manage.



Contact Information: 59 Series Features:

Parker Hannifin Corporation
Quick Coupling Division
8145 Lewis Road
Minneapolis, MN 55427

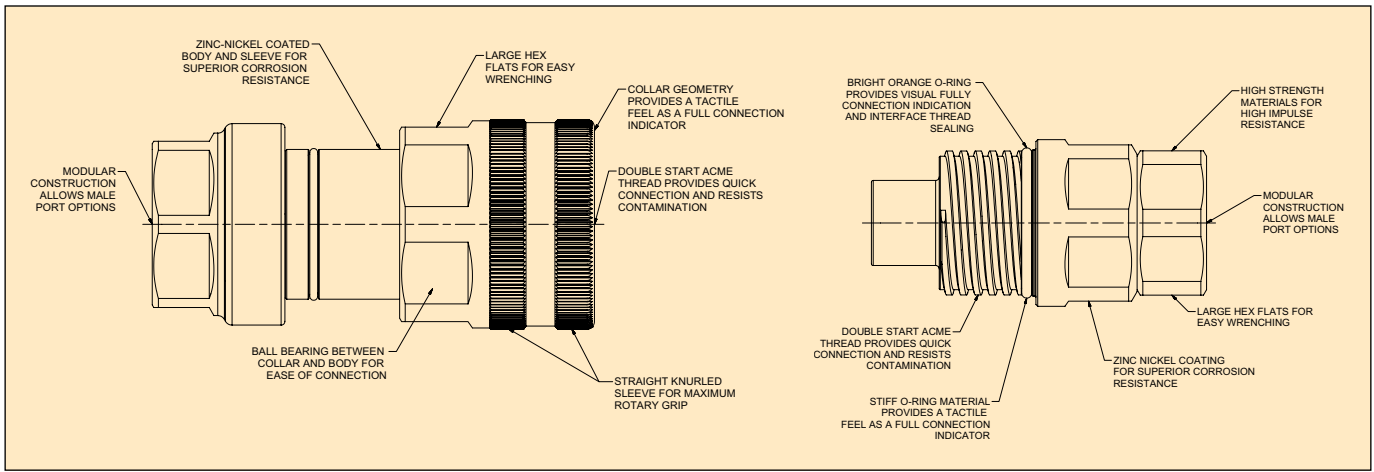
phone 763 544 7781
fax 763 544 3418
qcd_sales@parker.com

www.parker.com/quickcouplings

- Up to 6000 psi operating pressure
- Connect under residual pressure up to 5000 psi
- Disconnect under residual pressure up to 2500 psi
- Double start ACME threads provide a quick and strong connection
- High impulse resistance
- High strength materials
- Zinc nickel coating for extended durability and corrosion resistance
- Flat-face, non-spill design
- Visual and tactile confirmation when full connection is complete



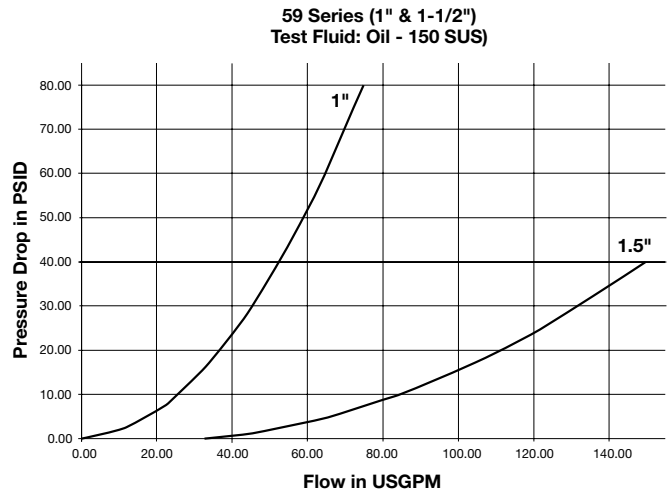
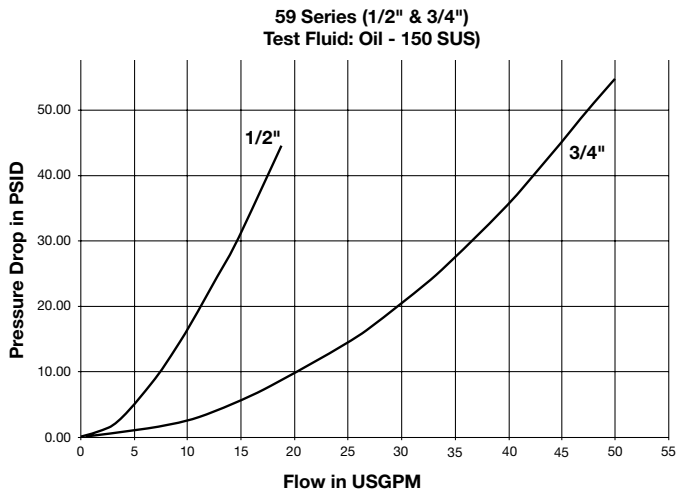
ENGINEERING YOUR SUCCESS.



59 Series Specifications

Temperature Range	Seal Material	Body Material	Valve Material	Sleeve Type	Plating
-40° to +250° F	Nitrile/Polyurethane	Steel	Stainless Steel	Thread to Connect	Zinc Nickel Plating / FNC Coating

Performance



59 Series Dust Caps and Plugs

Body Size	Nipple Dust Cap	Coupler Dust Plug
1/2	595DC-01	595DP-01
3/4	597DC-01	597DP-01
1	5910DC-01	5910DP-01
1 1/2	5915DC-01	5915DP-01

59 Series Couplers



1/2" Body Size

Body Size	Coupler Part Number	Port End	Length (in)	Dia. (in)	Wrench Flats W1	Wrench Flats W2	Weight (lbs.)	Rated Pressure (psi)
1/2	59-501-8FP	1/2 - 14 NPSF	3.70	2.05	1 1/2"	1 7/8"	1.35	6000
1/2	59-501-8FO	3/4 - 16 UNF	3.74	2.05	1 1/2"	1 7/8"	1.37	6000
3/4	59-751-12FP	3/4 - 14 NPTF	5.53	2.49	2 3/8"	2"	3.72	5000
3/4	59-751-12FO	1 1/16 - 12 UNF	5.34	2.49	2 3/8"	2"	3.68	5000
1	59-1001-16FP	1 - 11 1/2 NPTF	5.82	2.75	65 mm	2 3/16"	4.82	5000
1	59-1001-16FO	1 5/16 - 12 UNF	5.82	2.75	65 mm	2 3/16"	4.77	5000
1 1/2	59-1501-20FP	1 1/4 - 11 1/2 NPTF	7.08	3.74	90 mm	2 5/8"	9.92	5000
1 1/2	59-1501-20FO	1 5/8 - 12 UNF	7.08	3.74	90 mm	2 5/8"	9.67	5000
1 1/2	59-1501-24FP	1 1/2 - 11 1/2 NPTF	7.08	3.74	90 mm	2 5/8"	9.92	5000
1 1/2	59-1501-24FO	1 7/8 - 12 UNF	7.08	3.74	90 mm	2 5/8"	9.67	5000

59 Series Nipples



1/2" Body Size

Body Size	Nipple Part Number	Port End	Length (in)	Dia. (in)	Wrench Flats W1	Wrench Flats W2	Weight (lbs.)	Rated Pressure (psi)
1/2	59-502-8FP	1/2 - 14 NPSF	3.50	1.88	1 3/4"	1 1/8"	1.07	6000
1/2	59-502-8FO	3/4 - 16 UNF	3.50	1.88	1 3/4"	1 7/8"	1.07	6000
3/4	59-752-12FP	3/4 - 14 NPTF	4.65	2.31	55 mm	2"	2.81	5000
3/4	59-752-12FO	1 1/16 - 12 UNF	4.77	2.31	55 mm	2"	2.87	5000
1	59-1002-16FP	1 - 11 1/2 NPTF	5.12	2.75	65 mm	2 3/16"	4.42	5000
1	59-1002-16FO	1 5/16 - 12 UNF	5.12	2.75	65 mm	2 3/16"	4.38	5000
1 1/2	59-1502-20FP	1 1/4 - 11 1/2 NPTF	5.94	3.75	75 mm	2 5/8"	8.33	5000
1 1/2	59-1502-20FO	1 5/8 - 12 UNF	5.94	3.75	75 mm	2 5/8"	8.29	5000
1 1/2	59-1502-24FP	1 1/2 - 11 1/2 NPTF	5.94	3.75	75 mm	2 5/8"	8.33	5000
1 1/2	59-1502-24FO	1 7/8 - 12 UNF	5.94	3.75	75 mm	2 5/8"	8.29	5000



© 2014 Parker Hannifin Corporation

Bulletin 3800-59 /USA 5000 4/14 QCD McC



ENGINEERING YOUR SUCCESS.