

Hypersep STH & SFH series

Hypersep — centrifugal water separator



Brief description

Hypersep separators are very compact and easy to install and is offered with a full range of threaded and flanged air connections. It needs no external power source, and it works automatically without any maintenance requirements. Hypersep separators even remove rust, oil and other impurities, significantly improving the performance of filters and other downstream equipments.

All threaded models in aluminium feature unique Hiroshield surface protection treatment, applied both inside and outside. Hiroshield ensures that Hypersep can withstand even the toughest industrial conditions. The result is reduced maintenance and downtime.

Hypersep's low pressure drops configuration keeps system energy costs at a minimum. High pressure separators for max. operating pressure 40 bar(g).

Versions

- Horizontal or vertical configuration
- in stainless steel
- for high or low air flow

PED approval is offered as standard for all models. Other International pressure vessel approvals available on request.



Performance overview:

STH	Air Flow m ³ /h	Port Size	STH	Air Flow m ³ /h	Port Size
STH001N	54	3/8"	STH001A	54	3/8"
STH002N	126	1/2"	STH003A	180	1 1/2"
STH003N	180	3/4"	STH013A	750	2"
STH006N	330	1"	STH001P	54	3/4"
STH009N	540	1 1/4"	STH003P	180	1 1/2"
STH013N	750	1 1/2"	STH013P	750	2"
STH021N	1.260	2"	STH019P	1.140	DN65
STH040N	2400	2 1/2"			
STH046N	2.760	3"			

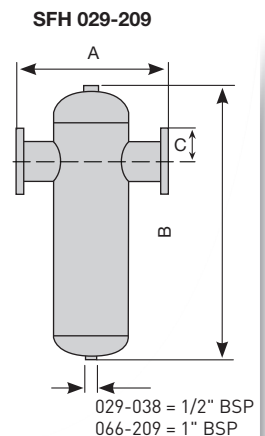
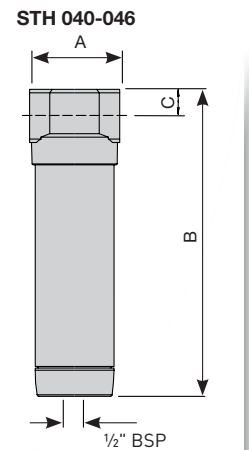
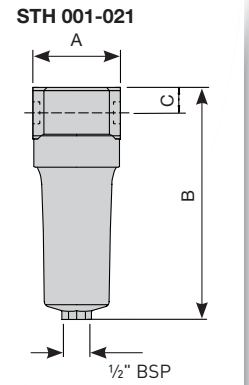
SFH	Air Flow m ³ /h	Port Size		SFH	Air Flow m ³ /h	Port Size	
		in	out			in	out
SFH029	1764	DN80	DN80	SFH088	5304	DN150	DN150
SFH030	1800	DN100	DN80	SFH089	5340	DN200	DN150
SFH037	2196	DN100	DN100	SFH097	5826	DN200	DN200
SFH038	22280	DN125	DN100	SFH142	8514	DN250	DN200
SFH066	3936	DN125	DN125	SFH180	10770	DN300	DN200
SFH067	4020	DN150	DN125	SFH209	12546	DN350	DN200

Product-Specification

STH & SFH Hypersep

Model	Technical data					Dimensions (mm)			Weight kg
	Air flow		max pressure	Air connections		A	B	C	
	m ³ /h	m ³ /min	bar(g)	in	out				
Threaded models (aluminium)									
STH001N	54	0.9	16	3/8"	3/8"	89	267	24	1.1
STH002N	126	2.1	16	1/2"	1/2"	89	267	24	1.1
STH003N	180	3	16	3/4"	3/4"	89	267	24	1.1
STH006N	330	5.5	16	1"	1"	109	367	34	2.2
STH009N	540	9	16	1 1/4"	1 1/4"	109	367	34	2.2
STH013N	750	12.5	16	1 1/2"	1 1/2"	109	367	34	2.2
STH021N	1.260	21	16	2"	2"	150	550	41	4.3
STH040N	2400	40	16	2 1/2"	2 1/2"	188	733	56	12.5
STH046N	2.760	46	16	3"	3"	188	733	56	12.5
Threaded models (stainless steel)									
STH001A	54	0.9	16	3/8"	3/8"	142	577	129	1.1
STH003A	180	3	16	1 1/2"	1 1/2"	142	577	128	1.1
STH013A	750	12.5	16	2"	2"	178	596	142	2.2
High pressure models									
STH001P	54	0.9	40	3/4"	3/4"	148	280	96	4.5
STH003P	180	3	40	1 1/2"	1 1/2"	142	575	130	8
STH013P	750	12.5	40	2"	2"	177	592	142	9
STH019P	1.140	19	40	DN65	DN65	370	627	157	24.5
Flanged Filters									
SFH029	29,4	1764	16	DN80	DN80	400	720	200	28
SFH030	30	1800	16	DN100	DN80	400	720	200	29
SFH037	36,6	2196	16	DN100	DN100	460	880	230	48
SFH038	38	2280	16	DN125	DN100	460	880	230	49
SFH066	65,6	3936	16	DN125	DN125	550	980	260	55
SFH067	67	4020	16	DN150	DN125	550	980	260	56
SFH088	88,4	5304	16	DN150	DN150	570	1060	290	82
SFH089	89	5340	16	DN200	DN150	570	1060	290	85
SFH097	97,1	5826	16	DN200	DN200	660	1160	320	126
SFH142	141,9	8514	10	DN250	DN200	680	1255	351	148
SFH180	179,5	10770	10	DN300	DN200	750	1455	390	160
SFH209	209,1	12546	9	DN350	DN200	830	1655	430	205

Performances refer to air at FAD 20 °C/1 bar_a, and at the following working conditions: air suction 25 °C / 60%RH, 7 bar(g) working pressure, 35 °C compressed air inlet temperature, 7kPa pressure drop. Separators supplied without condensate drain (see condensate drain models for matching drain).



EMEA Product Information Centre

Free phone: 00 800 27 27 5374

(from AT, BE, CH, CZ, DE, DK, EE, ES, FI, FR, IE, IL, IS, IT, LU, MT, NL, NO, PL, PT, RU, SE, SK, UK, ZA)

US Product Information Centre

Toll-free number: 1-800-27 27 537

www.parker.com/gsf

