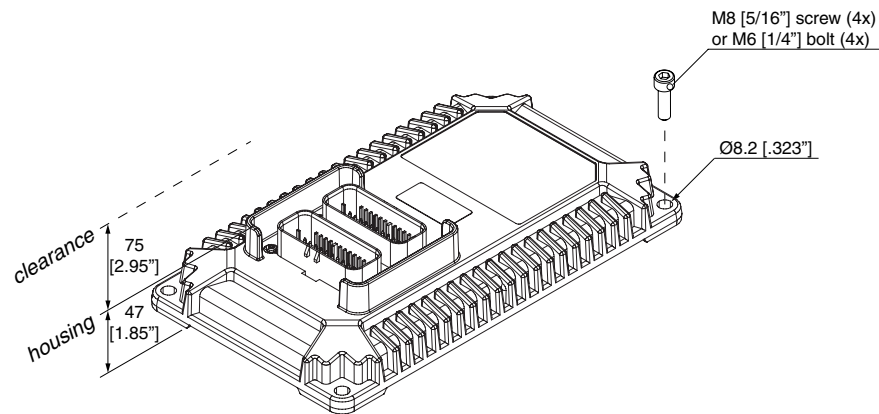
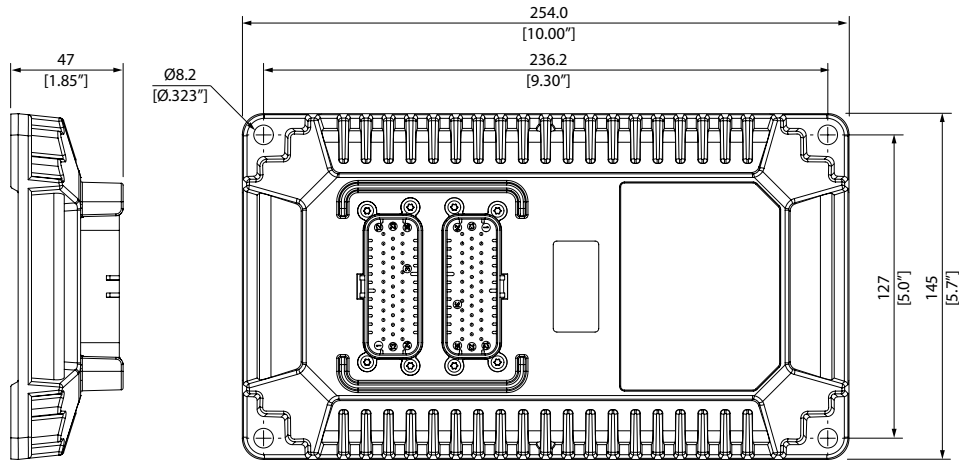


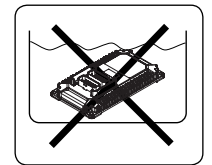
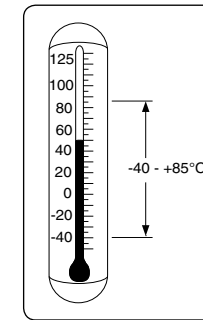
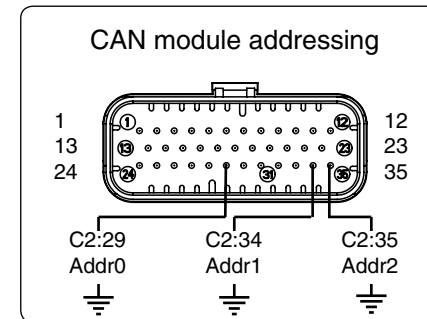
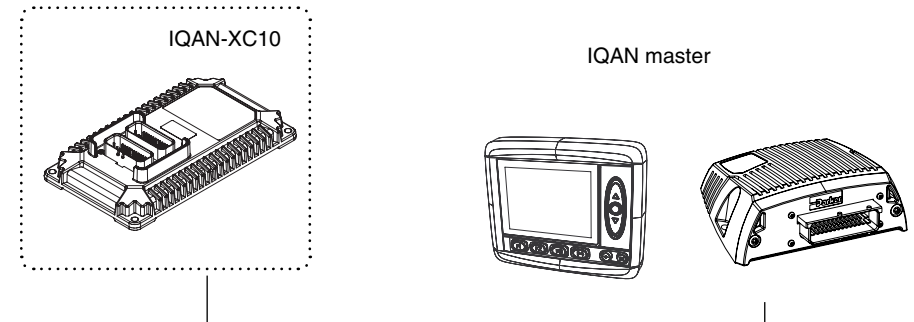
Mounting dimensions



units = mm
[inch]

Installation IQAN-XC10

Publ.no: HY33-8406-IS/UK
Ed. 06/2013



WARNING

FAILURE OR IMPROPER SELECTION OR IMPROPER USE OF THE PRODUCTS AND/OR SYSTEMS DESCRIBED HEREIN OR RELATED ITEMS CAN CAUSE DEATH, PERSONAL INJURY AND PROPERTY DAMAGE.

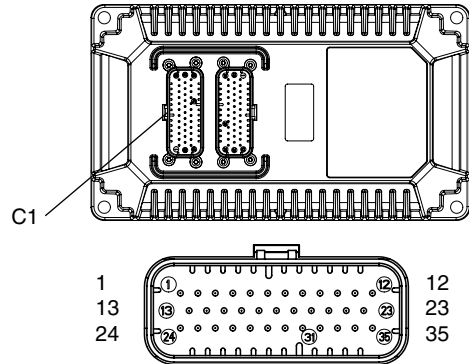
This document and other information from Parker Hannifin Corporation, its subsidiaries and authorized distributors provide product and/or system options for further investigation by users having technical expertise. It is important that you analyze all aspects of your application, including consequences of any failure, and review the information concerning the product or system in the current product catalogue. Due to the variety of operating conditions and applications for these products or systems, the user, through its own analysis and testing, is solely responsible for making the final selection of the products and systems and assuring that all performance, safety and warning requirements of the application are met.

The products described herein, including without limitation, product features, specifications, designs, availability and pricing, are subject to change by Parker Hannifin Corporation and its subsidiaries at any time without notice.

For further information see:
HY33-8406-IB/UK Instructions IQAN-XC10

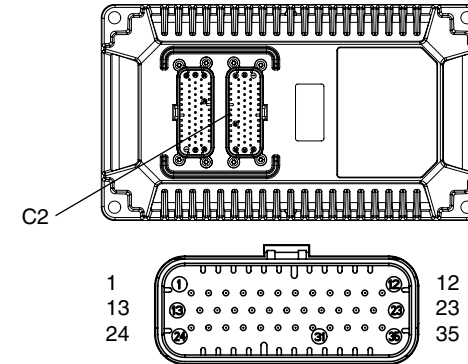


Eng.no: M5010071A rev. A



Pin	Signal/Function	Pin	Signal/Function	Pin	Signal/Function
1	PWM-A+ / DOUT-I	13	PWM-A- / DOUT-J	24	PWM-B+ / DOUT-K
2	+BAT	14	-BAT	25	PWM-B- / DOUT-L
3	+BAT	15	-BAT	26	DOUT-A
4	+BAT	16	-BAT	27	DOUT-B
5	+BAT	17	-BAT	28	+VREF
6	+BAT	18	VIN-B	29	FIN-B
7	VIN-A	19	VIN-D	30	FIN-A
8	DIN-G	20	DIN-E	31	VIN-C
9	DIN-D	21	DIN-C	32	DIN-F
10	DIN-B	22	DIN-A	33	CAN-L
11	POWER CONTROL	23	RESERVED	34	CAN-H
12	PWMRET-A / DOUT-Q (LS)			35	PWMRET-B / DOUT-R (LS)

Mating connector: C1 housing, AMP 776164-1; terminals, AMP 770854-3



Pin	Signal/Function	Pin	Signal/Function	Pin	Signal/Function
1	PWMRET-C / DOUT-S (LS)	13	DIN-H	24	PWMRET-D / DOUT-T (LS)
2	DIN-J	14	RESERVED	25	DIN-I
3	DIN-L	15	RESERVED	26	DIN-K
4	PWM-C+ / DOUT-M	16	DIN-N	27	DIN-M
5	PWM-C- / DOUT-N	17	DIN-O	28	DIN-P
6	PWM-D+ / DOUT-O	18	VIN-E	29	ADDRESS-0
7	PWM-D- / DOUT-P	19	VIN-G	30	VIN-F
8	DOUT-C	20	VIN-I	31	VIN-H
9	DOUT-D	21	FIN-D	32	VIN-J
10	DOUT-E	22	-VREF	33	FIN-C
11	DOUT-F	23	DOUT-H	34	ADDRESS-1
12	DOUT-G			35	ADDRESS-2

Mating connector: C2 housing, AMP 776164-2; terminals, AMP 770854-3

NOTICE

Universal connector kit, P/N 0916022ECD may be used. Included in kit:

- 1x 35 position housing (black)
- 1x 35 position housing (white)
- 1x 23 position housing (black)
- 93 contacts

Fits to any 1 of the following: IQAN-XC10, VMM3120, VMM2404, or VMM0604.

Module addressing: NC = no connection, GND = Pin connected to ground

Module address	Pin/ADDRESS-2	Pin/ADDRESS-1	Pin/ADDRESS-0
0	NC	NC	GND
1	NC	GND	NC
2	GND	NC	NC